



# 2003 Sun Devil Baseball

ASU Media Relations  
(P) 480-965-6594  
(F) 480-965-5408  
Baseball Contact: Jeff Evans  
E-Mail: Jeff.Evans@asu.edu  
Website: www.TheSunDevils.com

2003 Record: 35-7, 3-3 Pac-10  
2003 Home Record: 22-5  
2003 Road/Neutral Record: 13-2  
Final 2002 Record: 37-21, 15-9 Pac-10  
ASU All-Time Record: 2,298-1,122-6  
Head Coach: Pat Murphy (341-171-1)

Weekly Release #13 • Arizona State at California • April 11-13, 2003

## 2003 Schedule and Results

(35-7, 3-3 Pac-10)

DATE	OPPONENT	RESULT/TIME
Jan. 16	Hawai'i-Hilo	W, 9-0
Jan. 17	Hawai'i-Hilo (DH)	W, 10-5; W, 14-2
Jan. 18	Hawai'i-Hilo	W, 18-3
Jan. 19	Hawai'i-Hilo (DH)	W, 16-0; W, 18-5
Jan. 24	San Diego State (#33) - (R)	W, 7-5
Jan. 25	San Diego State (#33) - (R)	W, 4-3
Jan. 26	San Diego State (#33) - (R)	W, 24-9
Jan. 31	at Long Beach State (#13)	L, 5-11
Feb. 1	at Long Beach State (#13)	W, 3-0
Feb. 2	at Long Beach State (#13)	W, 4-2
Feb. 6	BYU	W, 6-5
Feb. 7	BYU	W, 17-6
Feb. 8	BYU	W, 6-4
Feb. 14	Gonzaga^	W, 8-4
Feb. 15	Oklahoma State^	W, 7-3
Feb. 16	Oregon State^	W, 9-4
Feb. 17	Gonzaga	W, 17-5
Feb. 21	Dayton	W, 10-1
Feb. 22	Notre Dame (#11) - (AZ-TV)	W, 16-3
Feb. 23	Notre Dame (#11) - (R) (AZ-TV)	W, 14-8
Feb. 28	Penn State - (R)	W, 13-0
Mar. 1	Penn State	W, 12-1
Mar. 2	Penn State	W, 11-7
Mar. 6	Cal State Northridge#	W, 10-2
Mar. 7	Southern Utah#	W, 19-0
Mar. 8	Utah#	W, 6-4
Mar. 9	Cal State Northridge#	W, 12-2
Mar. 14	Oklahoma (#30) - (R)	L, 5-6
Mar. 15	Oklahoma (#30) - (R)	W, 10-3
Mar. 16	Oklahoma (#30) - (R)	W, 10-2
Mar. 18	Wichita State (#29) - (R)	W, 9-2
Mar. 19	Wichita State (#29) - (R)	L, 3-6
Mar. 22	Stanford* (#6) - (R) (AZ-TV)	W, 7-6 (11)
Mar. 23	Stanford* (#6) - (R) (AZ-TV)	L, 8-9 (10)
Mar. 24	Stanford* (#7) - (R)	L, 2-4
Mar. 28	at USC* - (R)	W, 11-4
Mar. 29	at USC* - (R)	L, 5-6
Mar. 30	at USC* - (R)	W, 7-5
Apr. 2	New Mexico - (R)	L, 7-11
Apr. 7	Grand Canyon - (R)	W, 10-2
Apr. 11	at California* - (R)	2 p.m.
Apr. 12	at California* - (R)	1 p.m.
Apr. 13	at California* - (R)	1 p.m.
Apr. 17	UCLA* - (R)	7 p.m.
Apr. 18	UCLA* - (R)	7 p.m.
Apr. 19	UCLA* - (R)	1 p.m.
Apr. 25	Washington State* - (R)	7 p.m.
Apr. 26	Washington State* - (R)	7 p.m.
Apr. 27	Washington State* - (R)	12 p.m.
Apr. 30	at Oklahoma	7 p.m.
May 6	UC Irvine - (R)	7 p.m.
May 12	at Oregon State* - (R)	5 p.m.
May 13	at Oregon State* - (R)	4 p.m.
May 14	at Oregon State* - (R)	4 p.m.
May 17	at Washington* (#24) - (R)	1 p.m.
May 18	at Washington* (#24) - (R)	1 p.m.
May 19	at Washington* (#24) - (R)	6:30 p.m.
May 23	Arizona* (#21) - (R)	7 p.m.
May 24	Arizona* (#21) - (R)	7 p.m.
May 25	Arizona* (#21) - (R)	7 p.m.
M. 30-J. 1	NCAA Regionals	TBA
Jun. 6-8	NCAA Super Regionals	TBA
Jun. 13-23	College World Series	Omaha, Neb.

\* Pacific-10 Conference game

^ Coca-Cola Spring Training Classic (Surprise, Ariz.)

# Bob Schaefer Memorial Classic (Packard Stadium)

## No. 4 Arizona State Sun Devils Continue Pac-10 Road Swing With Three-Game Series at California This weekend.

Games 42-44



**Arizona State Sun Devils (35-7, 3-3)**

# 2 Sports Weekly/ESPN; #7 Baseball America; #6 Collegiate Baseball

**vs. Cal Golden Bears (20-15, 6-3)**

Berkeley, Calif. • Evans Diamond • Apr. 11-13, 2003

Road 13-15



### PROBABLE PITCHERS

**Apr. 11 at Cal, 2 p.m.**

ASU - Erik Averill, LHP (6-0, 2.77 ERA)  
CAL - Matt Brown, RHP (2-4, 5.82 ERA)

**Apr. 12 at Cal, 1 p.m.**

ASU - Jered Liebeck, RHP (6-0, 2.84 ERA)  
CAL - Brian Montalbo, RHP (3-2, 6.21 ERA)

**Apr. 13 at Cal, 1 p.m.**

ASU - Ben Thurmond, RHP (3-0, 3.12 ERA)  
CAL - Kyle Crist, RHP (2-1, 5.45 ERA)

### ASU vs. CAL

**All-Time Record vs. Cal:** ..... ASU leads 88-50  
**Last Time vs. Cal:** ..... Apr. 19-21, 2002 at Hohokam  
..... Cal wins series 2-1 with wins of 9-5 and 9-3  
**Series Notes:** ..... ASU is 8-3 in last four trips to Cal.  
..... Last Cal series win in Berkeley was in 1995.

### NATIONAL RANKINGS

Arizona State (35-7) is ranked in all three national polls and is the No. 4 team in the nation by *Sports Weekly/ESPN* and also ranked No. 7 in the recent *Baseball America* poll. The **Sun Devils** have now been ranked in the national polls for 69 consecutive polls. California is not currently ranked in the polls, but has spent time in the top 25. They were the preseason No. 25 team as selected by *Collegiate Baseball*.

### MEDIA EXPOSURE

All three games of the Cal-Arizona State series will be carried live over the airwaves on NBC 1190 AM in the Phoenix Area. The games will also be broadcast over the internet at [www.TheSunDevils.com](http://www.TheSunDevils.com). Tim Healey and Bob Eger will call all the action from the Evans Diamond Press Box. The statistical GameTracker will not be available this weekend.

### THE STORYLINE

The Sun Devils travel to Berkeley, Calif., this weekend for a three-game Pac-10 series against the California Golden Bears at Evans Diamond. The Golden Bears are 20-15 overall and off to a 6-3 start in league play winning two of three in conference match-ups against Washington State (home), Oregon State (road) and UCLA (road). Arizona State (35-7, 3-3 Pac-10) takes to the road for the second straight conference series after winning two of three at USC. ASU will be looking for redemption as the Golden Bears took two of three from ASU at Hohokam Park last year, but the Devils have been tough at Evans Diamond winning eight of the last 11 games at the home of the Bears. Arizona State is led by sophomore shortstop Dustin Pedroia who is hitting .427 with 27 multi-hit games.

### Quick Hits:

- After starting the season 28-1 (ASU's best start ever), the Devils are 7-6 in their last 13 games.
- Head Coach Pat Murphy recorded his 700th career victory with Sunday's 14-8 win over Notre Dame (2/23).
- ASU has scored 10 or more runs in 21 games this year and recorded 10 or more hits in 32 of 42 games.
- The offense leads the Pac-10 in hitting at .348 with five of the top 10 league leaders in batting average being Sun Devils.
- ASU has scored in a NCAA record 475 consecutive games dating back to April 7, 1995. The old NCAA record was 349.
- ASU's roster consists of 18 upper classmen (juniors and seniors) and 18 lower classmen (freshman and sophomores).
- ASU has outscored its opponent 419-170 this year with its biggest scoring inning coming with 66 runs in the fourth inning.
- The Devils have recorded 104 big innings (2 or more runs) this year, including 22 innings of five or more runs.
- The Jan. 16 season-opener was the second earliest start in ASU history and was the first collegiate game in 2003.
- ASU will play 40 of its 62 games in 2003 in the state of Arizona, including 37 at Packard Stadium.
- ASU's 2-1 series win over USC at Dedeaux Field marked the first series win at the Trojans' home field since 1993.
- ASU is averaging 9.98 runs, 12.33 hits, 3.98 extra base hits and 6.29 walks per game this year.
- ASU's pitchers also lead the Pac-10 with a 3.49 ERA with freshman Erik Averill leading all players with a 2.77 ERA.
- Freshman Travis Buck is third on the team hitting .386 (56-for-145) and is 12-for-23 (.522) in six Pac-10 games.
- Sophomore SS Dustin Pedroia is second in the Pac-10 in hitting at .427 and has 27 multi-hit games and 24 doubles.
- Pedroia has recorded a hit in 40 of ASU's 42 games and 51 of last 53 games dating back to end of 2002 season.
- Junior closer Ryan Schroyer is 4-2 with seven saves and a 1.05 ERA in 19 games. He has struck out 27 in 25.2 IP.
- Jeff Larish leads the Pac-10 with 65 RBI (1.67 per game) and is second with 13 home runs. He had 9 RBI vs. SDSU (1/26).
- Senior 3B Dennis Wyrick is a career .378 (68-for-180) hitter in Pac-10 play and is hitting .379 overall in 2003.
- ASU has 47 home runs by 12 different players this year. ASU had only 38 total home runs in 58 games in 2002.
- Of the 47 HR, eight are grand slams, with three by Jeff Larish (ties school record). ASU had only one GS all of last year.
- Freshmen Travis Buck and Ryan Bosch, both starters in the outfield, are rated among the top 50 freshman by Baseball America.
- ASU shortstop Dustin Pedroia and Cal 1B/3B Conor Jackson were teammates on the 2002 USA Baseball National team.



ARIZONA STATE UNIVERSITY

# Sun Devil Baseball 2003

## 2003 National Polls

### Baseball America (4/7)

1. Rice	32-1
2. CS Fullerton	27-7
3. Florida State	31-5
4. Stanford	20-10
5. Auburn	27-7
6. Mississippi State	24-5
7. Arizona State	35-7
8. Nebraska	23-7
9. Texas	25-11
10. Long Beach State	20-11
11. LSU	21-10
12. Miami (Fla.)	25-6
13. Georgia Tech	24-6
14. NC State	27-7
15. Florida Atlantic	30-8
16. Baylor	23-12
17. Notre Dame	20-6
18. Clemson	23-7
19. Texas A&M	26-10
20. Richmond	23-6
21. UNLV	26-9
22. Oklahoma State	21-9
23. Southern Mississippi	23-9
24. Wake Forest	20-10
25. Missouri	23-8

### Sports Weekly/ESPN (4/7)

1. Rice	32-1
2. Florida State	31-5
3. CS Fullerton	27-7
4. Arizona State	35-7
5. Auburn	27-7
6. Georgia Tech	24-6
7. Stanford	20-10
8. Mississippi State	24-5-1
9. Texas	25-11
10. Miami (Fla.)	25-6
11. Long Beach State	20-11
12. Nebraska	23-7
13. LSU	21-10-1
14. Clemson	23-7
15. NC State	27-7
16. Baylor	23-12
17. Texas A&M	26-10
18. Richmond	23-6
19. Florida	23-9-1
20. Arkansas	25-6
21. Notre Dame	20-6
22. Florida Atlantic	30-8
23. Alabama	21-10
24. Wake Forest	20-10
25. Oklahoma State	21-9

### Collegiate Baseball (4/7)

1. Rice	32-1
2. Florida State	31-5
3. CS Fullerton	27-7
4. Stanford	20-10
5. Georgia Tech	24-6
6. Arizona State	35-7
7. Mississippi State	24-5-1
8. LSU	21-10-1
9. NC State	27-7
10. Auburn	27-7
11. Long Beach State	20-11
12. Miami (Fla.)	25-6
13. Clemson	23-7
14. Nebraska	23-7
15. Texas	25-11
16. Notre Dame	20-6
17. Oklahoma State	21-9
18. Florida Atlantic	30-8
19. Wake Forest	20-10
20. Missouri	23-8
21. Baylor	23-12
22. Richmond	23-6
23. Florida	23-9-1
24. Texas A&M	26-10
25. Arkansas	25-6

## Consecutive Games Scoring Streak Reaches 475:

The Arizona State baseball program has now scored in an NCAA record 475 consecutive games dating back to the 1995 season. The Devils made history on April 7, 2001 when they scored at least one run in their 350th consecutive game. The Devils broke the 12-year-old NCAA record in a 5-1 loss to USC exactly six years to the day when they were last shut out. ASU was shut out 9-0 in that game on April 7, 1995 at Dedeaux Field. The Devils recently celebrated the eighth anniversary of the start of the streak with a 10-2 win over Grand Canyon on April 7. The one run scored in the 3-1 loss to Stanford (4/12/02) marked only the 12th time during the streak that ASU has scored only one run. Coastal Carolina previously held the NCAA record at 349 games set from 1983-1989. ASU also had a stretch of 278 games without being shut out from 1990 to 1994, meaning the program has only been shutout in three games dating back to the 1990 season. ASU is a combined 314-160-1 during the streak. Notable pitchers the Devils have faced during the streak include Jeremy Guthrie (Stanford), Barry Zito (USC), Kirk Saarloos (CS Fullerton), Jason Young (Stanford), Ben Diggins (Arizona), Adam Johnson (CS Fullerton), Ryan Drese (Cal), Jeff Weaver (Fresno State), Chad Hutchinson (Stanford), Abe Alvarez and Adam Pettyjohn (Fresno State).

### Arizona State's NCAA Record

# 475

### Consecutive Games Scoring Streak

## Poll Mechanics:

After going 1-1 in the last two games after winning a road Pac-10 series at USC, Arizona State is ranked No. 4 by *Sports Weekly/ESPN*, No. 7 by *Baseball America* and No. 6 by *Collegiate Baseball* polls. ASU is now No. 2 in the ESPN coaches poll and No. 4 by *Collegiate Baseball*. The Devils spent two weeks manning the top spot in two of the three national rankings, marking the first time being No. 1 since heading into the 1993 College World Series. ASU has been ranked for 69 consecutive national polls dating back to the start of the 2000 season. The Sun Devils entered the 2003 season ranked as high as No. 8 in the nation by *Baseball America* in the preseason collegiate polls. Arizona State also earned a preseason No. 9 ranking by *Sports Weekly/ESPN*, No. 10 by NCBWA and No. 12 ranking by *Collegiate Baseball*. The No. 8 preseason ranking is the highest by an ASU squad since opening the 2001 season as the consensus No. 6 team in the nation.

## A Nice Way To Rebound:

With an overall 35-7 record heading into the Cal series, the Sun Devils have only lost back-to-back games one time this year. After six of their seven losses, the Devils have responded by winning the next game.

## On the Road Again:

After a 19-game home stand in which ASU went 15-4 and after playing the 25 straight games in the state of Arizona, the Sun Devils will endure their second straight Pac-10 road trip. After going 2-1 at USC, the Devils are 13-2 when playing away from Packard Stadium this year, including going 3-0 in neutral site games in Surprise, Ariz., 2-1 at Long Beach State, 2-1 at USC and 6-0 at Hawaii-Hilo. The Devils were 8-11 on the road in 2002.

## Take That Monkey Off Our Back:

With a 2-1 series win at USC two weeks ago, the Sun Devils notched their first series win over the Trojans at Dedeaux Field since a sweep in 1993. The Sun Devils also only trail the all-time series with the Trojans by one game, 84-85.

## 2003 ARIZONA STATE BASEBALL PROJECTED STARTING LINEUP

Arizona State Sun Devils (35-7 Overall, 3-3 Pac-10)

Batting Order	No.	Name (B/T)	Pos	Ht	Wt	Yr	Notes/Key Stats
1	2	Dustin Pedroia (R/R)	SS	5-8	175	So.	.427/46 R/76 H/24 2B/1 3B/3 HR/30 RBI
2	4	Travis Buck (L/R)	RF	6-2	190	Fr.	.386/39 R/56 H/9 2B/3 3B/2 HR/31 RBI
3	11	Jeff Larish (L/R)	1B	6-2	180	So.	.374/51 R/49 H/10 2B/2 3B/13 HR/65 RBI
4	8	Jeremy West (R/R)	DH	6-1	200	Jr.	.309/41 R/34 H/4 2B/9 HR/34 RBI
or	30	Mike Guerrero (R/R)	DH	6-2	200	Jr.	.407/16 R/24 H/11 2B/2 3B/2 HR/19 RBI
5	14	Andre Ethier (L/L)	CF	6-3	190	Jr.	.340/42 R/50 H/8 2B/1 3B/2 HR/35 RBI
7	5	Dennis Wyrick (R/R)	3B	6-1	215	Sr.	.379/24 R/39 H/5 2B/1 3B/1 HR/22 RBI
or	32	Frank Mesa (L/R)	3B	6-0	180	So.	.378/26 R/31 H/5 2B/1 HR/15 RBI
8	10	Rod Allen	LF	6-2	205	Jr.	.288/26 R/30 H/3 2B/1 3B/4 HR/32 RBI
or	31	Ryan Bosch (S/R)	CF	6-0	185	Fr.	.207/21 R/18 H/2 2B/2 HR/19 RBI
8	39	Tuffy Gosewisch (R/R)	C	5-10	185	So.	.338/20 R/25 H/3 2B/19 RBI
or	19	Joel Bocchi (R/R)	C	5-11	190	So.	.357/13 R/25 H/7 2B/2 HR/20 RBI
9	9	Steve Garrabrants (R/R)	2B	5-10	173	Jr.	.348/34 R/46 H/14 2B/2 3B/6 HR/44 RBI/16 SB

## Probable Pitching Rotation:

Day	No.	Name	Pos	Ht	Wt	Yr	Notes/Key Stats
4/11	45	Erik Averill	LHP	6-2	180	Fr.	6-0, 2.77 ERA, 12 G, 9 GS, 39 K's, 52.0 IP
4/12	47	Jered Liebeck	RHP	6-1	200	Sr.	6-0, 2.84 ERA, 11 G, 10 GS, 32 K's, 50.2 IP
4/13	40	Ben Thurmond	RHP	6-0	190	Sr.	3-0, 3.12 ERA, 11 G, 7 GS, 34 K's, 40.1 IP
Rel	26	Beau Vaughan	RHP	6-4	228	Sr.	5-1, 5.05 ERA, 16 G, 3 GS, 62 K's, 51.2 IP
Rel	15	Robbie McClellan	RHP	6-1	175	Sr.	5-0, 3.79 ERA, 17 G, 3 GS, 42 K's, 38.0 IP
Rel	41	Mark Sopko	RHP	5-11	190	So.	3-2, 2.95 ERA, 16 G, 6 GS, 33 K's, 39.2 IP
Rel	12	Ryan Schroyer	RHP	6-1	205	Jr.	4-2, 7 S, 1.05 ERA, 19 G, 27 K's, 25.2 IP

\*Rotation/Starting Lineup Subject to Change



# Sun Devil Baseball 2003

## Last Year vs. California:

The Sun Devils will be looking for some revenge this weekend after the Cal Golden Bears took two of three last year at Hohokam Park in Mesa. Cal won the series opener 9-5 and the finale 9-3 with a 4-3, 10-inning ASU victory sandwiched between. ASU infielder Steve Garrabrants led the Devils hitting .400 (4-for-10). California's Conor Jackson homered in each of the three games and tallied eight RBI en route to being named Pac-10 Player of the Week.

## Last Time vs. Cal at Evans Diamond:

The Sun Devils last visited Evans Diamond Mar. 16-18 to open the 2001 Pac-10 season. ASU took two of three in the conference series, winning the first game 7-4 and coming from behind in the Saturday contest to earn a 4-2 victory. Cal salvaged the series with a 17-5 victory on Sunday. The Devils trailed 2-1 going into the ninth inning in the Saturday tilt before pinch-hitter and Bay Area native Nick Walsh connected on a two-run single to give ASU the lead. ASU is 8-3 in the last 11 game at Evans Diamond and has not lost series on the road to the Bears since 1995.

## Team USA Connections:

This weekend will feature a pair of 2002 USA Baseball National team members squaring off against each other as ASU shortstop Dustin Pedroia and Cal third baseman Conor Jackson both played for the Red, White and Blue last summer. Jackson hit .312 with 11 doubles and one home run in 29 games for Team USA, while Pedroia started 15 games at shortstop and hit .208 with two doubles before leaving the squad with an eye injury. The Stanford series also featured a Team USA connection with Pedroia as Sam Fuld, Carlos Quentin and Ryan Garko all played for the national team last summer.

## Welcome Home:

The weekend series in the Bay Area will also feature a homecoming of sorts for three Arizona State players. Junior utility player Nick Walsh is from Alamo and attended nearby De le Salle High School. Freshman outfielder Ryan Bosch is from Livermore and shortstop Dustin Pedroia hails from Woodland, Calif. While Pedroia lives the farthest (one and a half hours away), a strong contingent of 30-40 Pedroia fans will make the trek from Woodland this weekend.

## Arizona State Career Stats vs. California Golden Bears:

Player	Avg.	G	AB	R	H	RBI	2B	3B	HR	SB
Allen	.316	6	19	3	6	1	0	0	0	1
Cadena	.000	1	1	0	0	0	0	0	0	0
Ethier	.333	3	12	1	4	1	2	1	0	0
Garrabrants	.263	6	19	3	5	1	1	0	0	0
Gosewisch	.000	2	2	0	0	0	0	0	0	0
Larish	.200	3	10	0	2	0	0	0	0	0
McKenna	.182	5	11	1	2	0	0	0	0	0
Pedroia	.286	3	14	3	4	3	0	0	0	0
Walsh	.250	4	4	1	1	0	0	0	0	0
West	.211	6	19	1	4	2	0	0	0	0
Wyrick	.111	4	9	0	1	1	0	0	0	0

Player	ERA	W-L	SV	G	IP	H	R	ER	BB	SO
Arguello	0.00	0-0	0	1	3.0	3	0	0	1	2
Kartler	2.25	0-0	1	4	8.0	6	2	2	3	7
Klusman	20.25	0-0	0	1	1.1	1	3	3	2	1
Liebeck	6.00	0-0	0	1	3.0	8	2	2	0	2
McClellan	4.50	0-1	0	1	4.0	5	5	2	2	3
Perrault	2.45	0-0	0	2	3.2	5	1	1	0	4
Schroyer	9.82	1-0	0	2	3.2	4	4	4	4	3
Sopko	0.00	0-0	0	2	1.1	0	0	0	1	3

## Home Run Notes:

Through 42 games of the 2003 season the Sun Devils have already surpassed their entire season total from 2002 with 47 home runs. ASU has hit 33 of those home runs at Packard Stadium and 14 in its 14 road or neutral site games. Of the 27 games played at Packard Stadium the Devils have hit at least one home run in 18 games. A total of 12 different players have hit at least one home run and eight players have two or more home runs. Sophomore Jeff Larish leads the way with 13 round-trippers, including three grand slams. The Devils have homered in 26 of their 42 games, including 15 multi-home run games. The Devils also have eight grand slams on the season with Larish (3), Steve Garrabrants (2), Jeremy West and freshmen Ryan Bosch and Travis Buck all leaving the yard with the bases loaded. ASU had only one grand slam in 2002 and four in 2001. ASU's home run breakdown includes 12 solo shots, 16 two-run homers, 11 three-run home runs and eight grand slams.

## Pedroia On Fire at the Plate:

Sophomore shortstop Dustin Pedroia (Woodland, Calif.) has been the spark plug to ASU's early season success and an integral part to ASU's 35-7 record. ASU's only player to play and start in all 42 games, Pedroia is second in the Pac-10 in hitting at .427 (76x178) with 24 doubles and 30 RBI. He has also recorded 27 multi-hit games to pace the ASU offense and has ignited several ASU scoring rallies as is evident by his .513 (40x78) average as a leadoff hitter (inning and game). In a rare performance, Pedroia went 0-for-5 with two strikeouts in ASU's 4-2 win over LBSU (2/2) to have his career-long 22-game hitting streak come to a halt. The streak, which spanned 11 games each at the end of 2002 and 11 games to begin 2003, fell just two games off the top six in ASU Baseball history. It is the longest streak since current Houston Astros prospect Brooks Conrad had a 21-game streak in 2000. During the streak Pedroia combined to hit .390 (41x105). He also recently had another 17-game hitting streak come to an end, but has since put together a current 12-game hitting streak. Pedroia now has a hit in 51 of his last 53 games, including hits in all but two games this year (40 of 42). In his two years as a Sun Devil he already has 158 hits, 36 of which are doubles, and has never missed a start in 100 consecutive games. In the field Pedroia has also been the rock to ASU's solid .970 team fielding percentage. The slick fielding shortstop has committed eight errors in 193 total chances for a .959 fielding percentage.



## ASU HEAD COACH

## Pat Murphy



Since inheriting the Sun Devil program in August of 1994, Arizona State Baseball Head Coach Pat Murphy has carefully nurtured the tradition of excellence in Tempe, at the same time establishing himself as one of the top collegiate head coaches in the nation. He has guided Arizona State to top-12 national rankings in three of the past five years, including an appearance in the 1998 College World Series national championship game. Murphy is 341-171-1 in his ninth season in Tempe and posts an all-time 24-18 record in NCAA Tournament action. With a career 714-342-4 record in 19 seasons as a head coach, Murphy is the winningest active baseball coach under the age of 45 at any collegiate level. Murphy recorded his 600th career Division 1 victory in 2002 and recorded his 700th career coaching victory (all levels) with a 14-8 come-from-behind win over No. 11 Notre Dame (2/23). ASU has been in 69 straight national polls under Murphy.

## Month by Month at ASU:

January .....	40-4
February .....	88-32
March .....	88-59-1
April .....	78-47
May .....	45-27
June .....	2-3

## Pat Murphy at ASU

Record at ASU .....	341-171-1
Pac-10 .....	122-99
Non-Conference .....	219-72-1
NCAA Tournament .....	15-10

Opening Day Record .....	7-1
Earliest Start .....	Jan. 15, 1999 (Utah)
Latest Start .....	Feb. 2, 1996 (LMU)

## Pat Murphy Year-by-Year

Career Record: 714-342-4/18th season  
 Division I Record: 659-287-2  
 Arizona State Record: 341-171-1/9th season

Year	School	Overall
2003	Arizona State	35-7
2002	Arizona State	37-21
2001	Arizona State	37-20-1
2000	Arizona State	44-15
1999	Arizona State	39-21
1998	Arizona State	41-23
1997	Arizona State	39-22
1996	Arizona State	35-21
1995	Arizona State	34-21
1994	Notre Dame	46-16
1993	Notre Dame	46-16
1992	Notre Dame	48-15
1991	Notre Dame	45-16
1990	Notre Dame	46-12
1989	Notre Dame	48-19-1
1988	Notre Dame	39-22
1987	Claremont-Mudd Scripps	21-18-1
1986	Claremont-Mudd Scripps	24-16
1983	Maryville (Tenn.)	10-21-1

# Sun Devil Baseball 2003

## Sun Devil Player Updates

### Rod Allen, OF

10

#### SEASON/CAREER HIGHLIGHTS:

- Ranks first in Pac-10 with five sacrifice flies.
- Has four home runs this year and 16 in his career.
- Hitting .288 overall with 32 RBI. Has hits in 10 of last 16 games.
- Has nine multi-hit games and at least one hit in 21 of 33 games.
- Season best 3-for-5 with two RBI vs. Oklahoma (3/15).
- Has started 27 games, with 9 coming in CF and 16 in LF.
- 2003 third-team preseason All-American (Baseball America)
- Played for Orleans Cardinals in Cape Cod League in summer of 2003.
- Freshman All-American in 2001 when he hit .389 with six home runs.
- A career .320 hitter with 16 home runs and 135 RBI (48 multi-hit games).
- A career .291 (51x175) hitter in Pac-10 play and .316 (6x19) vs. Cal.

### Carlos Arguello, LHP

48

#### SEASON/CAREER HIGHLIGHTS:

- Overall is 1-0 with 4.40 ERA and 14 strikeouts in 14.1 IP this year.
- Has allowed only one earned run in last nine outings (11 IP) to lower ERA from 14.73 to current mark of 4.40.
- Went 1-0 and gave up only one run on the road at USC (3.1 IP).
- Was 5-1 with a 2.01 ERA in his first year with ASU in 2002.
- Best game as a Sun Devil was a seven-strikeout, complete-game shutout win over San Diego in 2002 NCAA Regional.

### Erik Averill, LHP

45

#### SEASON/CAREER HIGHLIGHTS:

- Freshman All-America candidate who leads the Pac-10 with 2.77 ERA.
- Tied for team lead with 6-0 record striking out 39 in 52.0 IP.
- Threw a one-hit gem over 7.1 innings in his ASU debut vs. UHH (1/18) to pick up his first collegiate win. Struck out seven and had his bid for ASU's first no-hitter since 1993 erased with one out in the eighth.
- Had a stretch of 18.2 consecutive innings without giving up an earned run to open the season.
- Tied for league lead with six wins and second with .230 opponents BA.
- One of three freshman left-handed pitchers on the team.
- Brother (Brandon) is a reserve third baseman for UCLA.
- Native of Orange, Calif., and attended Villa Park HS.

### Chris Beatty, LHP

55

#### SEASON/CAREER HIGHLIGHTS:

- 0-1 with 7.11 ERA in eight games and one start (6.1 IP).
- Threw two scoreless innings (1 H) vs. Gonzaga (2/17).
- One of three freshman left-handers on 2003 roster (Averill, Bordes)
- Attended Kokomo HS in Kokomo, Ind.

### Joel Bocchi, C

19

#### SEASON/CAREER HIGHLIGHTS:

- Hitting .357 (25-for-70) with two home runs, seven doubles and 20 RBI.
- Only two hits in last 16 at-bats with 0 RBI and four errors in the field.
- Had two big hits (3-Run HR, 3-Run 2B) in wins vs. BYU.
- Hit first career home run in season opener to spark ASU to 9-0 win.
- Has started 21 of ASU's 42 games behind the plate.
- Father, Don, is an Associate Athletics Director at ASU.
- Played high school baseball with teammate Rod Allen at Desert Vista.

### Brett Bordes, LHP

49

#### SEASON/CAREER HIGHLIGHTS:

- Has pitched in 17 games with a 4.15 ERA in 17.1 IP (19 K's).
- Has given up five of eight earned runs on the year in last seven outings.
- Opponents are hitting only .235 off him and has registered 19 K's.
- Allowed one hit in 2.1 IP with three K's vs. Notre Dame (2/22).
- Has allowed nine of his 23 inherited runners to score.
- Prepped at Mesa's Dobson High School where he was All-State.

### Ryan Bosch, OF/RHP

31

#### SEASON/CAREER HIGHLIGHTS:

- A two-way player who has seen action in in 37 games as an outfielder and two games as a pitcher. Has started 22 games in CF.
- Has hits in 15 of 30 games with at least one official plate appearance.
- Debuted as a switch-hitter in PSU series and went 4-for-10 (.400) w/ HR.
- First career hit was a grand slam home run vs. UHH (1/18).
- Hitting .207 (18x87) with 19 RBI and two home runs.
- Is 0-0 with a 0.00 ERA in 1.0 innings pitched on the mound.
- Native of Livermore, Calif. (Northern CA) and attended Granada HS.
- No. 41 on *Baseball America's* Feb 50 top Freshman list.

### Travis Buck, OF

4

#### SEASON/CAREER HIGHLIGHTS:

- Pac-10 Freshman of the Year and Freshman All-America Candidate.
- Ranks ninth in ASU freshman record books with 56 hits.
- Pac-10 Player of the Week (4/1) after going 8-for-11 (.727) vs. USC.
- Hitting .386 (56x145) with nine doubles, three triples and two home runs.
- Hitting .522 (12x23) in Pac-10 play and .361 in non-conference action.
- Current five-game hitting streak (10-for-19, .526).
- Went 5-for-5 with 7 RBI and hit for the cycle in ASU's 19-0 win over Southern Utah (3/7). Capped the cycle by blasting a grand slam HR in the bottom of the sixth inning. ASU's seventh player to hit for the cycle and is the first freshman in Pac-10 history to hit for cycle.
- Has recorded at least one hit in 33 of 41 games played.
- Opened the season with a seven-game hitting streak (.524, 11x21).
- Rated No. 25 on *Baseball America's* Feb 50 Freshman List.
- A 23rd round draft choice of the Seattle Mariners in the 2002 MLB Draft.
- Attended Richland High School (Bombers) in Richland, Wash.
- Named all-state in basketball and baseball during prep career.

### Nick Cadena, OF/INF/C

16

#### SEASON/CAREER HIGHLIGHTS:

- Hitting .429 in 2003 (3x7) with two runs scored and one double.
- Sprained his ankle in BP during LBSU series and is a possible redshirt.
- Hit six home runs as a freshman in 2002 to rank tied for fifth in ASU freshman record book. Finished year hitting .239 with 28 RBI.
- Broke high school records (Apollo HS) of former Sun Devils Bob Horner and Paul Lo Duca during prep career.
- Drafted in 42nd round of 2001 draft by Kansas City Royals.

### Andre Ethier, RF

14

#### SEASON/CAREER HIGHLIGHTS:

- Hitting .340 with 50 hits and 42 runs scored while starting 41 games.
- Fourth in the Pac-10 with 42 runs scored and sixth with 50 hits.
- Has made 31 starts in right field and nine in center field.
- Has at least one hit in 33 of 41 games and has 13 multi-hit contests.
- Hit dramatic three-run home run with two outs in bottom of ninth inning vs. Stanford to tie the game and complete ASU's seven-run comeback in final two innings.
- Had big bases loaded double for 3 RBI vs. Notre Dame (2/23) in 1st Inn.
- Started the season going just 2-for-11 (.182), but turned it around by recording seven consecutive hits (8th most in ASU history) in UHH series.
- Tied a career high for hits going 4-for-4 vs. UHH (1/19).
- Third-team preseason All-American by NCBWA.
- A career .353 hitter with six home runs, 85 RBI and 32 multi-hit games.
- Hit .363 with 50 RBI to earn Pac-10 first team honors in 2002.
- Career .414 (36x87) hitter in Pac-10 and was 4-for-12 vs. Cal last year.
- Drafted in 37th round of 2001 draft by Oakland Athletics.
- Attended St. Mary's High School and Chandler-Gilbert CC.
- Named No. 4 prospect in Northwoods League after playing in the summer of 2002 with the Rochester Honkers. Earned Rawlings Silver Glove Award.



# Sun Devil Baseball 2003

## Sun Devil Player Updates

### Steve Garrabrants, 2B

9

#### SEASON/CAREER HIGHLIGHTS:

- Hitting .348 (46x132) with 44 RBI, 14 doubles, six HR and 16 SB.
- Earned MVP of Schaefer Classic going 8-for-13 (.615) with five doubles.
- Ranks third in Pac-10 with 44 RBI and 10th with .621 slugging pct.
- Had game winning RBI double in eighth inning vs. Utah (3/8).
- Leads the Pac-10 with 16 stolen bases and has 48 in his career.
- Has two grand slam home runs (one off tying school record of 3 in 1977).
- Has recorded 14 multi-hit games this year and 51 in his career.
- A career .331 hitter with 34 doubles, 14 triples and eight home runs.
- Hitting .307 for his career in Pac-10 play and was 4-for-10 vs. Cal in '02.
- Played for Orleans Cardinals in Cape Cod League in summer of 2002.
- Hit .337 in 2002 with two home runs and 33 RBI (16 SB).

### Tuffy Gosewisch, C

39

#### SEASON/CAREER HIGHLIGHTS:

- Hitting .338 (25x74) with 20 runs and 19 RBI in 33 games (20 starts).
- Was 2-for-4 with two RBI and double in win over Utah (3/8).
- Set career high with three hits (3-for-3) with two RBI vs. Grand Canyon.
- Opened the season on a tear going 6-for-10 (.600) with three multi-hit games in season-opening series at UHH.
- Did not have a multi-hit game in entire freshman season while hitting .128.
- Brother Chip played for the Sun Devils from 1996-99.
- Attended Horizon High School in Scottsdale, Ariz.

### Mike Guerrero, 1B/OF

30

#### SEASON/CAREER HIGHLIGHTS:

- Hitting .407 with 24 hits (11 2B), 16 runs scored and 19 RBI in 31 games.
- Was 1-for-3 with second HR in series clinching win over USC (3/30).
- One of ASU's leading pinch-hitters going 5-for-16 (.312).
- Hit first career home run with three-run HR vs. Penn State (2/28).
- Nearly half of his 24 hits are doubles (11). Hit three vs. Oklahoma (3/15).
- Hit .800 (8x10) in first action as a Sun Devil in series at UHH.
- Transfer from South Mountain CC who redshirted in 2002.

### Bryce Kartler, LHP/DH

27

#### SEASON/CAREER HIGHLIGHTS:

- Struck out four and did not allow a hit in two-inning start at UHH (1/19).
- Overall is 0-0 with a 8.74 ERA in 11.1 IP this year.
- Has a 2.08 ERA giving up only two ER in last 11 appearances (8.2 IP).
- Has also seen action as a DH going 1-for-14 with 4 runs scored this year.
- Owns a career 4-5 record and 5.98 ERA in 66 career appearances on the mound.

### Jeff Larish, 1B

11

#### SEASON/CAREER HIGHLIGHTS:

- Golden Spikes and National College Player of the Year Candidate.
- Ended 2-for-16 slump going 6-for-18 (.333) in last five games.
- Leads Pac-10 with 65 RBI (1.67 per game) and is second with 13 HR.
- Hitting .374 (51x131) with 49 runs, 10 doubles and two triples.
- Leads Pac-10 with 49 walks (1.26 per game) and a .547 OB%.
- Tied the single-season record for grand slams with third vs. PSU (2/28).
- Is 12-for-17 (.706) with the bases loaded with three grand slams.
- Has recorded 15 multi-hit and 13 multi-RBI games this year.
- Started the season with a nine-game hitting streak (.517, 15x29, 5 HR).
- Was 3-for-4 with two home runs and nine RBI vs. SDSU (1/26). His nine RBI tied the 13-year-old school record set by Tommy Adams in 1990.
- In ASU's first 15 games he had more RBI than he had all of last year (24).
- A career .351 batter with 91 hits, 14 doubles and 16 home runs.
- Put on 15 pounds during offseason and has unlimited power potential.
- Hit .328 with three home runs and 24 RBI as a freshman in 2002.
- Drafted in 32nd round of 2001 draft by Chicago Cubs.

### Matt Leaf, RHP

22

#### SEASON/CAREER HIGHLIGHTS:

- Redshirt freshman who had Tommy John surgery in Oct. 2001.
- Saw first action as a Sun Devil in start vs. Hawaii-Hilo (1/18).
- Is 0-0 with 2.70 ERA in 6.2 IP this year (5 H, 2 R, 2 ER, 3 BB, 4 K's)

### Jered Liebeck, RHP

47

#### SEASON/CAREER HIGHLIGHTS:

- 6-0 with 2.84 ERA and 32 K's in 50.2 IP this year.
- Ranks second in league with 2.84 ERA and is tied for lead with six wins.
- Threw a CG three-hit shutout with 2 K's vs. LBSU (2/1).
- Named Collegiate Baseball and NCBWA National Pitcher of the Week and Pac-10 Pitcher of the Week (2/4) after three-hit shutout vs. LBSU.
- Owns a career 11-4 record and 4.29 ERA in 42 games (25 starts).
- In Pac-10 play owns a 3-1 career record.
- Named 2002 Pac-10 Honorable Mention after going 2-1.
- Drafted in the 45th round of 1999 MLB draft by Arizona Diamondbacks.

### Javy Lopez, RHP

3

#### SEASON/CAREER HIGHLIGHTS:

- Has seen action in 10 games with a 1-0 record and 3.09 ERA in 11.2 IP.
- Currently suspended from game competition for breaking team rules.
- Junior transfer from El Paso Community College.

### Robbie McClellan, RHP

15

#### SEASON/CAREER HIGHLIGHTS:

- Is 5-0 with a 3.79 ERA and 42 K's in 38. IP.
- Coming off solid start vs. GCU giving up one hit and 7 K's in 5.0 IP.
- 2-0 with a 1.38 ERA in three starts this year (13.0 IP).
- Pitched well as of late 2.53 ERA in last three outings (10.2 IP).
- Owns a career 12-6 record with 133 K's in 135.0 IP as a Sun Devil.
- Finished fourth in the Pac-10 in 2002 with 91 K's in 104.1 IP.
- Transferred from Seward County CC in Liberal, Kan.
- 2001 NBC Summer All-American with Liberal Beejays.
- Collects baseball cards and wears #15 for his idol Tim Hudson.

### Frank Mesa, INF

32

#### SEASON/CAREER HIGHLIGHTS:

- Hitting .378 (31x82) with five doubles, one home run and 15 RBI.
- Current three-game hitting streak, going 4-for-9 (.444).
- Went 4-for-6 with three RBI and two-run HR in 17-6 win over BYU (2/7).
- Currently ninth in the Pac-10 with .480 on-base percentage.
- Hit .406 with 16 doubles, 6 triples and 9 HR at Arizona Western in 2002.

### Dustin Pedroia, SS

2

#### SEASON/CAREER HIGHLIGHTS:

- 2003 Pac-10 Player of the Year and All-America candidate.
- Second in Pac-10 in hitting at .427 and leads league with 76 hits.
- Also ranks second with 46 runs scored tied for fourth with .493 OB%.
- His 24 doubles lead the Pac-10 by nine and is six off ASU record of 30.
- Current 12-game hitting streak (.431, 22-for-51).
- Has had three different hitting streak of 10 or more games this year.
- Tied career high with 4-for-6 game against Notre Dame (2/23).
- Recently had 17-game hitting streak snapped (.472, 34-for-72, 10 2B, 13 RBI).
- Named tournament MVP in Coca-Cola Classic going 5-for-12 (.417).
- Already has 27 multi-hit games this year, including 16 in last 23 games.
- Had his 22-game hitting streak snapped vs. LBSU (2/2). The streak spanned over the last 11 games of 2002 and first 11 of 2003. He was 41-for-105 (.390) during the streak.
- Has a hit in 40 of ASU's 42 games and 51 of 53 games dating back to 2002.
- Set ASU freshman school record for hits in 2002 with 82.
- Named Freshman All-American and First-Team All-Pac-10 in 2002.
- A career .382 hitter with 37 2B, 3 3B and 4 HR (54 multi-hit games).





# Sun Devil Baseball 2003

## Sun Devil Player Updates

- Hitting .391 in Pac-10 play for career (52x133) and .286 (4x14) vs. Cal.
- Has made every start of his Sun Devil career (100 consecutive games).
- Starting shortstop for USA Baseball National Team in 2002 Summer.
- Uncle is current University of Washington Defensive Coordinator Phil Snow.
- Hails from Woodland, Calif., and is a huge Sacramento Kings fan.
- No. 36 prospect for college class of 2004 by *Baseball America*.
- Favorite baseball player is former Sun Devil and Sacramento native Fernando Vina.

### Josh Perrault, RHP

38

#### SEASON/CAREER HIGHLIGHTS:

- Has made two pitching appearances with a 0.00 ERA in 2.0 IP.
- Was scheduled to redshirt prior to making season debut vs. Stanford (3/23).
- Was 0-0 with a 6.97 ERA in nine games in 2002.

### Ryan Schroyer, RHP

12

#### SEASON/CAREER HIGHLIGHTS:

- Is 4-2 with six seven and 1.05 ERA in 25.2 IP this year (27 K's).
- Earned win over Stanford (3/22) with 3.0 IP giving up only one hit.
- Named Pac-10 Pitcher of the Week (2/25) after 4.0 scoreless IP vs. ND.
- Moved into 5th place in ASU career record books with 15th career save with 1.2 IP vs. USC (3/30) to seal series win over Trojans.
- Including summer season in Alaskan League, Schroyer is 5-2 with 14 saves and a 0.61 ERA in last 44.0 innings pitched. (57 K's)
- Named 2nd team preseason All-American by NCBWA and third-team by Collegiate Baseball.
- Is 10-5 with 15 saves and a 3.30 ERA and 131 K's in 114.2 career IP.
- Is 7-2 with a 1.38 ERA (77 K's) in 65.0 IP as a reliever in last two years.
- Second the Pac-10 with 8 saves and led the league with 2.37 ERA in 2002.
- Invited to 2002 USA Baseball National Team Trials.
- Named second-team Summer All-American with Alaska Goldpanners. He had six saves and 0.00 ERA leading team to NBC World Series title.
- Named No. 3 prospect in Alaskan League by Baseball America.
- Member of USA Junior National Team in high school (CDO in Tucson).
- Drafted in 16th round in 2000 MLB draft by Detroit Tigers.

### Mark Sopko, RHP

41

#### SEASON/CAREER HIGHLIGHTS:

- Is 3-2 with a 2.95 ERA in 39.2 IP (33 K's).
- Has allowed five ER in last three outings (2.1 IP).
- Has made 16 pitching appearances with six starts.
- Is 2-0 with a 1.23 ERA as a starter and 1-2 with 4.67 ERA as reliever.
- ASU's opening day starter vs. UHH (1/16).
- Threw 7.0 scoreless innings with career-high five K's in win over Gonzaga in the first game of Coca-Cola Classic. Named to all-tourney team.
- Was 2-2 with one save and 5.56 ERA during redshirt freshman year of 2002.
- Named No. 9 prospect in Northwoods League with Madison Mallards.
- Had stellar prep career in baseball and football at Joliet (Ill.) Catholic.

### Ben Thurmond, RHP

40

#### SEASON/CAREER HIGHLIGHTS:

- Senior transfer who is 3-0 with 3.12 ERA and 34 K's in 40.1 IP.
- Has four or more strikeouts in four of seven starts this year.
- Had a strong 6.1 IP start with 5 K's vs. Stanford (3/24).
- Is 0-0 with a 2.38 ERA in two Pac-10 starts (11.1 IP).
- Struck out season high eight batters vs. Utah (3/8).
- Picked up win with two perfect innings vs. BYU (2/7).
- Played 2000-2002 at Winthrop College in South Carolina.
- All-American in 2001 after going 14-3 with 2.88 ERA and 148 K's.
- Played for Team USA in summer of 2001 with ASU's Mike Esposito.
- Drafted in the 24th round of the 2002 MLB draft by the Chicago Cubs.

### Beau Vaughan, RHP

26

#### SEASON/CAREER HIGHLIGHTS:

- Overall 5-1 with 5.05 ERA and leads team with 62 K's (2nd in Pac-10).
- Is 2-1 with a 5.21 ERA as a starter and 3-1 with 4.96 ERA as a reliever.
- Pitched four scoreless vs. Wichita State (3/18) with 7 K's for win.
- Gave up one hit in 4.1 scoreless IP (5 K's) in win over Utah (3/8).
- Picked up win in first start with 8 K's in 5.0 IP vs. Oklahoma State (2/15).
- Picked up win vs. UHH (1/17) with 9 K's in 4.2 innings of relief.
- During game vs. UHH struck out eight straight for second most in ASU history.
- Senior transfer from New Orleans. Played JC baseball at South Mountain CC and Phoenix College. Prepped at Glendale's Mountain Ridge HS.
- Drafted in the 39th round of the 1999 MLB draft by the Minnesota Twins.
- Full named is William Lee Vaughan III.

### Nick Walsh, 2B/DH

20

#### SEASON/CAREER HIGHLIGHTS:

- Junior who is hitting .238 (10x42) with five RBI in 2003 (.407 OB%).
- Was 3-for-3 with sacrifice bunt off the bench in series vs. SDSU (1/24-26).
- Recorded four walks and scored three runs in series vs. BYU.
- Broke an 0-for-10 slump with bunt single vs. Penn State (3/2).
- Prototypical Pat Murphy type player who hustles and is scrappy.
- Has hits in six of last 13 games (6-for-18; .333).
- Is a career .244 hitter with a .451 on-base percentage.
- Spent two summers in the Northwoods League and one in Ohio.
- Spent prep career at football powerhouse De la Salle in Calif.
- Brother Patrick played college football at San Jose State and Texas.

### Jeremy West, DH/C

8

#### SEASON/CAREER HIGHLIGHTS:

- Hitting .309 (34x110) with nine home runs and 34 RBI.
- Raised average from .216 to .309 by going 23-for-59 in last 21 games.
- Earned third career Pac-10 Player of the Week honors (3/25) after going 5-for-9 with three home runs and 10 RBI. Hit third Pac-10 POW honor.
- Went 3-for-4 with four runs scored and two home runs vs. ND (2/22).
- ASU's active career leader with 28 home runs.
- Named first-team All-Pac-10 in 2002 after leading league with 70 RBI and belting team-high 13 home runs.
- A career .330 hitter (151x458) with .614 slugging percentage.
- His .624 slugging percentage is currently 13th best in ASU history.
- Three-time Pac-10 Player of the Week.
- Third-team preseason All-American selection by *Collegiate Baseball*.
- His eight RBI vs. Portland last year are the second most in single-game history.
- Named No. 89 prospect for 2003 college class by *Baseball America*.

### Dennis Wyrick, 3B

5

#### SEASON/CAREER HIGHLIGHTS:

- Ranks fourth on the team and eighth in Pac-10 in hitting at .379.
- Overall is 39-for-103 with 24 runs scored, five doubles and one homer.
- Over last 16 games is hitting .397 (25-for-63) with four doubles.
- Scored winning run in 6-4 win over Utah after bunt single with two outs.
- Plated winning run in 11th inning with bases loaded single vs. Stanford. (3/22).
- Was 3-for-3 vs. SDSU and 3-for-7 vs. LBSU.
- His three-run home run vs. UHH (1/17) was his first career home run coming in his 413th career at-bat.
- A career .378 hitter in Pac-10 play (68-for-180) with seven doubles.
- Broke out of 0-for-15 career slump vs. USC going 5-for-16 (.313).
- A career .344 hitter with 175 hits and 52 multi-hit games in 165 games.
- Was ASU's starting SS as a freshman in 2000 and has moved to 3B.
- Was a top high school football defensive back who was highly recruited.
- Attended Bishop Amat High School in Southern California.
- Played for USA Baseball Junior National Team during prep career.



# Sun Devil Baseball 2003

## The Jeff Larish Watch:

Sophomore first baseman Jeff Larish has quickly put his name atop the list of as a top candidate for national player of the year and the Golden Spikes Award in 2003. Larish is hitting .374 (49-for-131) with 13 home runs, 10 doubles and leads the conference with 65 RBI. Larish has recorded at least one hit in 31 of 39 games and one RBI in 30 of 39 games this year and leads the Pac-10 in several offensive categories. He also leads the conference with 51 walks (1.31 per game) and has an unbelievable on-base percentage of .547. For the season he is slugging .779 (second in Pac-10) and is second on the team with 25 extra base hits. He had connected on three grand slams this year, already tying the single-season school record set by Dave Hudgens in 1977. In addition, he is batting .706 (12x17) with the bases loaded and leads the team with 24 two-out RBI. Larish, who was supposed to redshirt in 2002 but played midway through the season, has already surpassed his entire total of doubles, home runs and RBI from last year when he played in 34 games. Drafted in the 32nd round in 2001 by the Chicago Cubs, Larish etched his name in the ASU record books with a memorable game in the series finale vs. San Diego State (1/26). In what turned out to be a 24-9 ASU route, Larish was 3-for-4 and tied the school single-game record with nine RBI. He had a two-run single in the first inning, a two-run home run in the third, a grand slam homer in the fourth and then tied the 13-year-old school record (Tommy Adams) by walking with the bases loaded in the eighth.

## Freshman Lefty Leads Pac-10 in ERA:

Freshman left-handed pitcher Erik Averill wasted little time showing he belonged at the college level after he opened his career with seven and a third innings of no-hit baseball. Since that debut vs. Hawaii-Hilo, Averill has not disappointed. He leads the Pac-10 with a 2.77 ERA and heading into Friday's start vs. Cal is 6-0 with 39 strikeouts in 52.0 innings.

## Freshman Records About To Go Down:

Freshman Travis Buck and Erik Averill are making a serious dent in the ASU freshman record books despite there being 20 games left in the regular season. Averill is already tied for 10th with his six wins, fourth in ERA (2.77), and only one strikeout off the top 10. Buck is ranked ninth with 56 hits and currently tied for second with a .386 batting average.

## 2,300 Just Around The Corner:

With two more wins ASU will gain win No. 2,300 for the program dating back to the beginnings in 1907. ASU is 2,298-1,122-6 in its 92nd year of baseball competition.

## Senior Dennis Wyrick Lights Up Pac-10 Pitching:

Senior 3B Dennis Wyrick is ASU's hottest hitter at the plate going 25-for-63 (.397) in his last 16 games. Wyrick is fourth on the team and eighth in the Pac-10 in hitting at .379 overall, going 39-for-103 with 24 runs scored, five doubles and 22 RBI in 35 games (21 starts). Wyrick has a hit in 13 of his last 16 games, including five three-hit games. Wyrick has had great success in his career in Pac-10 play hitting .378 (68-for-180) with 36 runs scored and 30 RBI in 53 career league games. Returning to his native Southern California last weekend, Wyrick an 0-for-15 career slump vs. the Trojans by going 5-for-16 in the series.

## Leaders of the Pac (10):

The Sun Devils lead the Pac-10 in several pitching and hitting categories heading into the California series this weekend. As a team ASU leads the league with a .348 batting average and a 3.49 team ERA. In addition, ASU is third with a .970 team fielding percentage. Individually, ASU has five of the top 10 batting leaders, with Dustin Pedroia second (.427), Travis Buck fifth (.386), Dennis Wyrick eighth (.379), Frank Mesa ninth (.378) and Jeff Larish 10th (.374). Larish also leads the conference with a .547 on-base percentage and with 65 RBI. Pedroia leads the Pac-10 with 76 hits, 24 doubles and 111 total bases. Steve Garabrants is first with 16 stolen bases and 10th with a .621 slugging percentage. Freshman Erik Averill leads all pitchers with a 2.77 ERA and is second with an opponents batting average of only .230. Beau Vaughan is second with 62 strikeouts and Jered Liebeck is second with a 2.84 ERA.

## Travis Buck Hits For The Cycle:

Freshman outfielder Travis Buck went 5-for-5 with even RBI and hit for the cycle in ASU's 19-0 win over Southern Utah (3/7). He became only the seventh Sun Devil in recorded history to record the elusive cycle and became the first freshman in Pac-10 history to hit for the cycle. Buck capped his perfect night with a grand slam home run as part of an eight-run sixth inning to become ASU's first player to hit for the cycle since Mitch Jones on May 21, 2000 at Arizona. Buck, ASU's normal starting left fielder who was making only his second start in right field, had a single in the first, a double in the third and a triple in the fifth before connecting on his second home run of the year for the cycle. He also added a run-scoring single in the fourth and tied a career high with two stolen bases. For the season Buck, who was named the Pac-10 Player of the Week after going 8-for-11 (.727) vs. USC, is hitting .386 with nine doubles and two home runs. Below is a list of ASU player who have hit for the cycle:

Travis Buck	March 7, 2003 vs. Southern Utah
Mitch Jones	May 21, 2000 vs. Arizona
Dan McKinley	April 1, 1997 vs. Grand Canyon
Antone Williamson	May 27, 1993 vs. George Mason
Kevin Higgins	May 1, 1988 vs. UCLA
Todd Brown	March 18, 1984 vs. USC
Paul Ray Powell	March 21, 1969 vs. Michigan

## 2003 Statistical Comparison

Category	ASU	CAL
Games	42	35
Record	35-7	20-15
Average	.348	.276
Runs	419	212
Hits	518	330
2B	107	82
3B	13	4
HR	47	35
SB	46	30
ERA	3.49	5.12
SO	343	231
BB	131	134

## Devils in the Polls...

	BA	BW	CB	NCBWA
PS	8	9	12	10
2/3	--	--	9	9
2/10	5	6	7	7
2/17	5	4	5	6
2/24	4	2	4	4
3/3	4	3	4	4
3/10	3	1	1	3
3/17	3	1	1	2
3/24	3	2	4	3
3/31	7	3	5	4
4/7	7	4	6	--
4/14	--	--	--	--
4/21	--	--	--	--
4/28	--	--	--	--
5/5	--	--	--	--
5/12	--	--	--	--
5/19	--	--	--	--

## ASU Quick Facts/Notes

### Arizona State Postseason History

NCAA Appearances	26
NCAA Record	124-51 (.709)
CWS Appearances	18
National Championships	5
CWS Runner-Up Finishes	5
Last CWS Appearance	1998 (2nd)
College World Series Record	55-30 (.647)
Regional Titles	12

### Baseball History

All-Time Record	2,298-1,122-6
Early Record	333-338-5
Modern Record	1,965-784-1
Packard Stadium	810-233-1 (29)
Best Record All-Time	59-8 (1973)
School Record Wins in a Season	65 ('76)

### Media Relations Information

Baseball Contact	Jeff Evans
Evans' E-Mail	jeff.evans@asu.edu
Evans' Direct Line	(480) 965-6594
Phone	(480) 965-6592
Fax	(480) 965-5408
Press Box Phone	(480) 727-7253
Website	www.TheSunDevils.com
Evans' Record at ASU	109-48-1

## The Pedroia Record Watch

### Career Batting Average:

1. Kevin Romine (1981-82)	408
2. Hubie Brooks (1977-78)	396
3. Willie Bloomquist (1997-99)	394
4. Mike Soddors (1980-81)	389
5. Dan McKinley (1995-97)	389
6. Chris Bando (1975-78)	388
7. Bob Horner (1976-78)	384
8. Casey Myers (1998-2001)	384
9. Dustin Pedroia (2002-P)	382

### Single Season Doubles:

1. Chris Bando, 1978	30
2. Antone Williamson, 1993	29
3. Steve Willis, 1988	29
4. Clay Westlake, 1976	26
-- Dustin Pedroia, 2003	24



# Sun Devil Baseball 2003

## Inside the Numbers

<b>2</b>	Times ASU has hosted an NCAA Regional in last three years.
<b>5</b>	NCAA National Championships won by the Sun Devils.
<b>7</b>	Consecutive hits by Junior OF Andre Ethier over two games vs. Hawaii-Hilo.
<b>8</b>	Consecutive K's by senior Beau Vaughan vs. UHH (1/17) to ranks second in ASU record books.
<b>8</b>	Number of Sun Devils who have played for USA Baseball National Team since 1984.
<b>11</b>	Preseason Baseball America top 50 Teams ASU will play in '03.
<b>15</b>	Career saves by junior closer Ryan Schroyer which is tied for fifth in ASU's career record books.
<b>16</b>	Players on the 2003 squad that have been drafted by MLB.
<b>18</b>	Number of times ASU has played in the College World Series.
<b>28</b>	Number of career home runs by junior DH/C Jeremy West.
<b>65</b>	Number of RBI by first baseman Jeff Larish in the first 15 games of the year.
<b>69</b>	Consecutive polls ASU has been ranked in at least one national poll.
<b>77</b>	Number of former Sun Devils who have played in Major League Baseball.
<b>158</b>	Number of career hits by So. Shortstop Dustin Pedroia.
<b>341</b>	Number of wins in head coach Pat Murphy's nine seasons as the skipper of the Sun Devils.
<b>413</b>	Career at-bat in which senior Dennis Wyrick hit his first home run as a Sun Devil.
<b>475</b>	ASU's active NCAA record consecutive games scoring streak dating back to 1995.
<b>1,178</b>	Number of combined MLB home runs by former Devils Barry Bonds and Reggie Jackson.

## Sun Devils Hot at the Plate:

The Sun Devils are leading the Pac-10 in hitting with a team .348 batting average. ASU has recorded 10 or more hits in 32 of its 42 games and is averaging 12.33 hits per game. The Devils also lead the conference in runs scored with 419 with an average of 9.98 per game. Dustin Pedroia leads the team in hitting at .427 (76x178) and sophomore first baseman Jeff Larish leads the team with 65 RBI and 13 home runs. ASU has already hit 47 home runs to lead the Pac-10, already surpassing the entire season total of 38 hit in 58 games in 2002.

## Schroyer Ranks Sixth in ASU History With 14 Career Saves:

Junior closer Ryan Schroyer has been all but unstoppable in 2003 out of the bullpen. The hard-throwing right-hander is 4-2 with seven saves this year and has a 1.05 ERA allowing only three earned runs to score in his 25.2 innings pitched. The preseason All-American has scattered 21 hits in his 19 outings and has struck out 27 batters. His longest outing of the year came with a three-innings save against Notre Dame (2/23) where he allowed only three hits and struck out three. He also gave up only two hits in three innings to record his fourth win of the year in ASU's 7-6 win over Stanford in 11 innings. He added his sixth save of the year by striking out the side in the ninth vs. Utah (3/8) to preserve ASU's 6-4 come-from-behind win. The save over USC (3/30) moved him into fifth place in the ASU career record books with his 14th career save. Including his summer All-American season with the NBC World Series Champion Alaska Goldpanners, Schroyer is 5-2 with 14 saves in his last 43.2 IP (62 K's). After recording eight (8) as the league's top pitcher (2.37 ERA) in 2002, Schroyer is looking to continue to move up the charts. Here is a look at ASU's top save leaders in school history:

### ASU's Career Saves Leaders:

1. Doug Nurnberg, 1965-67 ..... 25
2. Kevin Dukes, 1978-81 ..... 20
3. Noah Peery, 1993-94 ..... 17
4. Ryan Bradley, 1995-97 ..... 16
5. *Ryan Schroyer, 2001-P* ..... 15

## Pitching To Near Perfection:

A big reason behind ASU's stellar 35-7 season is because of the Chris Sinacori led pitching staff. Through 42 games the pitchers have combined for a Pac-10 best 3.49 ERA while striking out 343 and walking 131. On 23 different occasions the staff has combined to walk three or less batters, including not allowing a walk in three games, most recently in a 10-2 win over Grand Canyon. ASU's pitchers have also combined to strike out eight or more batters in 24 games, including a season-high 16 vs. Utah (3/8). The starters have been especially hot, combining to go 18-2 with a 3.32 ERA, while the relievers are 17-5 with seven saves and a 3.66 ERA. Seniors Jered Liebeck and freshman lefty Erik Averill lead the team with six wins each.

## Double Vision:

ASU has recorded a Pac-10 best 107 doubles on the year (2.55 per game average). Sophomore shortstop Dustin Pedroia leads the team and Pac-10 with 24 and Steve Garrabrants is tied for third with 14. The team record for doubles in a season is 185 set in 1988, while the individual season record is 30 set by Chris Bando in 1978.

## A Battle At the Hot Corner:

Sophomore Frank Mesa and senior Dennis Wyrick are locked in a battle for the starting third base spot. A recent trend has saw the duo platoon at the hot corner with Mesa (left-handed hitter) starting vs. RHP and Wyrick starting vs. LHP, but Wyrick has started the last 13 games due to his hot hitting. Mesa, a sophomore transfer from Arizona Western in Yuma, is hitting .378 (31x81) with one home run and 15 RBI. Wyrick, a four-year player for ASU, is hitting .379 (39x103) with five doubles and 22 RBI. The hot corner has proved to be one of ASU's most productive positions with the duo combining to hit .378 (70-for-185).

## Not a Bad To Have Him on the Bench:

When Jeff Larish went down with back spasms, inserting Mike Guerrero into the lineup was not a hard decision to make. Guerrero, a junior who transferred to ASU in 2001 and redshirted last year, responded by hitting .375 (6-for-16) with six doubles with Larish out of the lineup. For the season Guerrero is second on the team in batting at .407 (24-for-59) with 11 doubles, two triples, two home runs and 19 RBI.

## Hitting Streaks:

Several Sun Devils have hitting streak heading into the weekend series vs. California at Evans Diamond. Sophomore shortstop Dustin Pedroia currently has a 12-game streak intact, his third streak in 2003 of 10 or more games, and is hitting .431 (22-for-51) during the streak. Freshman outfielder Travis Buck currently has a five-game hitting streak in which he is 10-for-19 (.526). Jeff Larish, Frank Mesa and Andre Ethier all of three-game hitting streaks, while Jeremy West and Rod Allen have two-game streaks.

## Multi-Hit Madness:

Led by the 27 from Dustin Pedroia, seven different Sun Devils have 10 or more multi-hit games to their credit this year. Amazingly, Pedroia has recorded 20 two-hit games, five three-hit contests and two four-hit affairs for his 27 multi-hit games. Jeff Larish (15), Steve Garrabrants (14), Travis Buck (14), Andre Ethier (13), Dennis Wyrick (10) and Tuffy Gosewisch (10) all have 10 or more multi-hit games. Last year seven Sun Devils finished the season with 10 or more multi-hit games, led by the 27 from Pedroia.





# Sun Devil Baseball 2003

## The Big Inning:

The Sun Devils have been a scoring machine this year averaging 9.98 runs and 12.33 hits per game this year. ASU has also proven to be an explosive team at the plate, recording 104 big innings (2 or more runs). The team has also recorded 22 innings when they score five or more runs. ASU's biggest run production in a single frame has been nine runs on two different occasions, most recently with a two-out rally in the 14-8 win over Notre Dame (2/23).

## Attendance Marks Impressive at Packard Stadium:

Arizona State is always in the national top 10 for attendance marks when playing at Packard Stadium and once again fans keep coming through the turnstile in 2003. In ASU's 27 home games this year, the Devils are averaging a home crowd of just under 3,000 (2,894) with a total of 74,219 fans attending the games. ASU's largest single-game crowd was the series opener vs. Oklahoma (4,155). The home season opener vs. San Diego State also had a good crowd drawing 3,972 fans. ASU also had 10,043 attend the three-game series against San Diego State and 7,008 attend the two games against Notre Dame. The Oklahoma three-game series had a total of 10,861 fans for the three-game set, while the largest three-game crowd was established last weekend vs. Stanford with 10,889 turning out for the series.

## The Grand Salami:

After hitting only one grand slam all of last year, the Sun Devils have gone on a binge this year hitting eight in their first 42 games. Sophomore first baseman Jeff Larish has already tied the single-season school record with three slams (Dave Hudgens, 1977) and junior second baseman Steve Garabrants has two. Ryan Bosch, Travis Buck and Jeremy West each have one. The NCAA record for grand slams in a season by a team is 12 set by Oklahoma State in 1995. ASU has been clutch in 2003 with the bases loaded hitting at a combined clip of .414 (48-for-116). Larish leads the team hitting .706 (12-for-17) with the sacks full.

## Perrault Takes His Shirt Off:

Junior right-handed pitcher Josh Perrault was scheduled to use the 2003 season as a redshirt season, but after having success in practice, Perrault will become a key factor in the ASU bullpen for the rest of the season. He made his 2003 debut vs. Stanford (3/23) with one scoreless inning. Perrault was 0-0 with a 6.97 ERA in nine games (2 starts) as a sophomore in 2002.

## Two Out Rallies:

Over the last two years the Sun Devils have had a flare for scoring runs with two outs. In 2002 the Devils scored 232 of their 450 total runs (52%) with two outs. ASU is back at it again in 2003 scoring 173 of their 419 runs (41%) after two outs have been recorded. During the season-high nine-run sixth inning that led to ASU's 14-8 come-from-behind victory over Notre Dame (2/23), all nine runs came with two outs after a full-count walk to Jeff Larish. Larish leads the team with 24 two-out RBI, while catcher Tuffy Gosewisch leads the team hitting .440 (11x25) with two outs. As a team the Devils are batting .319 (151x473) after two outs have been recorded.

## Home Sweet Home:

ASU returns to Packard Stadium in 2003 after playing in Mesa (Hohokam Park) in 2002. The Devils recorded their 800th career victory at Packard Stadium (3/1 vs. PSU) and have an all-time 808-230-1 dating back to 1974. ASU will play 40 of its 62 games in the state of Arizona and 37 at Packard Stadium this year. After playing nine of its first 12 games on the road, the Devils spent nearly the entire months of February and March in the state of Arizona with only three games away from Packard Stadium at the new spring training facility of the Texas Rangers/Kansas City Royals in Surprise. After going 29-10 in designated home games last year, the Devils are 22-5 at home this year now have a combined 155-48-1 (.762) home record in the last five years dating back to 1998. ASU is hitting .339 with 33 home runs in 27 home games and pitching for a 3.61 team ERA on the mound.

## Arizona State in Home Games (1998-2003):

2003:	22-5
2002:	29-10
2001:	25-9-1
2000:	33-8
1999:	27-7
1998:	19-9
Total:	155-48-1

## Buck and Bosch Among Fab 50 Freshmen:

ASU's freshman outfield tandem of Travis Buck and Ryan Bosch has both been tabbed as part of Baseball America's Freshman Fab 50. Buck, a 23rd round draft choice of the Seattle Mariners last June, is ranked No. 25 on the list. Buck has started 40 of ASU's 42 games and is hitting .386 with two home runs and 31 RBI. Bosch, ranked No. 41, has started 22 games in center field and is hitting .207 with 18 hits, two home runs and 19 RBI.

## ASU Continuing To Mix Things Up:

After mixing and matching for 41 different starting batting lineups in 58 games last year, head coach Pat Murphy continues to keep the lineup fresh in 2003. Through the first 42 games of the season the Devils have mixed and matched for 37 different batting lineups and 23 different positional lineups.

## Pac-10 Baseball

Team	Pac-10	Overall
Stanford	7-2	22-10
California	6-3	20-15
Arizona State	3-3	35-7
Arizona	3-3	24-11
Washington	3-3	21-10
UCLA	3-3	17-19
USC	2-4	15-17
Oregon State	2-4	14-15
Washington State	1-5	9-23

*\*Through 4/09/03*

## Upcoming Pac-10 Games:

### Mon., April 7

Arizona State 10, Grand Canyon 2  
 \*Stanford 8, Washington State 5

### Tue., April 8

San Jose State 5, California 2  
 Stanford 18, Santa Clara 8  
 Long Beach State 5, UCLA 3  
 San Diego 4, USC 3  
 Gonzaga 10, Washington State 1  
 Oregon State 10, Portland 1

### Fri., April 11

\*ARIZONA STATE at CALIFORNIA, 2 p.m.  
 Sacramento State at STANFORD, 6 p.m.  
 \*UCLA at USC, 6 p.m.  
 \*WASHINGTON at ARIZONA, 7 p.m.  
 \*WSU at OREGON STATE, 5 p.m.

### Sat., April 12

\*ARIZONA STATE at CALIFORNIA, 1 p.m.  
 STANFORD at Sacramento State, 2 p.m.  
 \*UCLA at USC, 1 p.m.  
 \*WASHINGTON at ARIZONA, 7 p.m.  
 \*WSU at OREGON STATE, 1 p.m.

### Sun., April 13

\*ARIZONA STATE at CALIFORNIA, 1 p.m.  
 \*UCLA at USC, 1 p.m.  
 \*WASHINGTON at ARIZONA, 1 p.m.  
 \*WSU at OREGON STATE, noon

### Mon., April 14

Sacramento State at ARIZONA, 3 p.m.

*All game times local to site.*

## 2003 Pac-10/National Awards

### National Pitcher of the Week

Jered Liebeck, 2/4 (Collegiate Baseball, NCBWA)

### Pac-10 Player of the Week

Jeremy West, 2/25  
 Travis Buck, 4/1

### Pac-10 Pitcher of the Week

Jered Liebeck, 2/4  
 Ryan Schroyer, 2/25

### Preseason All-Americans

Rod Allen (Baseball America - 3rd team)  
 Andre Ethier (NCBWA - 3rd team)  
 Jeremy West (Collegiate Baseball - 3rd team)  
 Ryan Schroyer (CB - 3rd team, NCBWA - 2nd team)



# Sun Devil Baseball 2003

## How ASU Ranks In the Pac-10

### Team Offensive Rankings:

Avg. ....	348	1st
Runs ....	419	1st
Hits ....	518	1st
Doubles ....	107	1st
Triples ....	13	4th
Home Runs ....	47	1st
RBI ....	391	1st
OB % ....	455	1st
SLG % ....	532	2nd
FLD % ....	970	3rd

### Team Pitching Rankings:

ERA ....	3.49	1st
Strikeouts ....	343	1st
Wins ....	35	1st
Saves ....	7	5th
Opposing Avg. ....	256	2nd
Innings Pitched ....	368.2	1st
Walks ....	131	9th

### Pac-10 Individual Rankings

#### Jeff Larish

Batting ....	374	10th
Slugging % ....	779	2nd
On Base % ....	547	1st
Runs ....	51	1st
Hits ....	49	8th
RBI ....	65	1st
Home Runs ....	13	2nd
Total Bases ....	102	3rd
Walks ....	51	1st

#### Dustin Pedroia

Batting ....	427	2nd
Hits ....	76	1st
Doubles ....	24	1st
At Bats ....	178	1st
Total Bases ....	111	1st
On Base % ....	493	6th
Slugging % ....	624	9th
Runs ....	46	2nd

#### Steve Garrabrants

RBI ....	44	3rd
Doubles ....	14	3rd
Total Bases ....	82	9th
Stolen Bases ....	16	1st

#### Dennis Wyrick

Batting ....	379	8th
--------------	-----	-----

#### Andre Ethier

RBI ....	35	7th
Hits ....	50	6th

#### Jeremy West

On Base % ....	493	4th
RBI ....	34	8th
Home Runs ....	9	5th
HBP ....	10	2nd

#### Erik Averill

ERA ....	2.77	1st
Innings Pitched ....	52.0	10th
Wins ....	6	t-1st
Strikeouts ....	39	t-10th

#### Ryan Schroyer

Saves ....	7	1st
Relief Appearances ....	19	1st
Games Finished ....	18	1st

#### Jered Liebeck

ERA ....	2.84	2nf
Wins ....	6	t-1st
Games Started ....	10	1st

#### Beau Vaughan

Strikeouts ....	62	2nf
-----------------	----	-----

stats as of 4/09/03

## Larish, Pedroia and Schroyer on Player of the Year Watch List.

Sophomores Jeff Larish and Dustin Pedroia, and junior Ryan Schroyer have been named to the Rotary Smith Award's preliminary watch list for the annual player of the year award. Amongst the 130 Division 1 college baseball players to be selected to the initial list, the ASU trio is in contention for the prestigious award that is celebrating its 16th year of honoring the nation's finest collegiate baseball player. The only Sun Devil to ever win the Smith Award was Mike Kelly in 1990. The Smith Award is conducted by the Rotary Club of Houston and benefits several charities, including the Texas Children's Hospital and the Karl Young League.

## Liebeck Sweeps Pac-10 and National Pitcher of the Week Honors:

Senior RHP Jered Liebeck swept the national and Pac-10 awards (Feb. 4) after throwing a complete-game, three-hit shutout against the No. 13 Long Beach State 49ers. Liebeck struck out two and did not allow a hit past the fifth inning to improve to 2-0. He allowed only one runner reach second base and until issuing his first walk of the game in the ninth inning, had retired 10 straight LBSU batters down the stretch. The complete-game shutout (9.0 IP) was the first by a Sun Devil since Drew Friedberg one-hit Hawaii-Hilo in 1999. He was named the Collegiate Baseball and NCBWA National Pitcher of the Week and became the 45th ASU pitcher to earn Pac-10 Pitcher of the Week acclaim. For the season Liebeck is tied for the team lead with a 6-0 record and is second in the Pac-10 with a 2.84 ERA.

## A Tough Schedule For ASU Baseball:

The Sun Devils 2003 schedule is once again be one of the toughest in the nation, which includes 11 teams that were listed on Baseball America's Preseason Top 50. The 62-game regular-season schedule also features 25 games against nine teams that advanced to the NCAA Tournament a year ago. In the recent stretch of 25 straight games in the state of Arizona (started with BYU series, ended with Stanford series), ASU hosted Oklahoma State, Oklahoma, Wichita State, Notre Dame and Stanford. ASU has already gone 15-6 against teams that advanced to the NCAA Tournament last year and is 8-5 against ranked (at least one poll) opponents. ASU currently has a No. 6 rating on Boydworld.com's ISR and a pseudo RPI of No. 19.

## West and Schroyer Sweep Pac-10 Weekly Awards:

ASU juniors Ryan Schroyer and Jeremy West swept the Pac-10 Weekly Player of the Week honors (2/24) after helping lead the Sun Devils to four wins vs. Gonzaga, Dayton and Notre Dame. West hit .556 (5-for-9) with six runs scored, three home runs and 10 RBI. He broke out versus the 11th-ranked Irish on Feb. 22, with three hits, six RBI, two home runs, including a grand slam, to help ASU defeat Notre Dame 16-3. Schroyer pitched four scoreless innings out of the bullpen and recorded his fourth save of the year in ASU's 14-8 win over Notre Dame on Feb. 23. The Player of the Week honor is the third for West in his career and the 67th selection all-time for ASU. The Pitcher of the Week is the first such honor for Schroyer, the 46th Sun Devil to earn the weekly recognition. Senior pitcher Jered Liebeck earned the honor earlier in the year after his complete-game, three-hit shutout of nationally ranked Long Beach State.

## How They Compare To Past Years:

The Sun Devils are 35-7 through the first 42 games of the 2003 season after recording the best start in school history at 28-1. Here is a look at how the Devils have fared after their first 42 games since 1995.

Games	1995	1996	1997	1998	1999	2000	2001	2002	2003
40	27-13	25-15	24-16	26-14	28-12	31-9	25-14-1	25-15	34-6
41	28-13	26-15	25-16	27-14	29-12	32-9	26-14-1	26-15	34-7
42	29-13	27-15	26-16	28-14	30-12	33-9	27-14-1	26-16	35-7
43	29-14	27-16	27-16	29-14	31-12	34-9	28-14-1	27-16	---
44	29-15	28-16	27-17	30-14	32-12	34-10	29-14-1	27-17	---
45	30-15	28-17	28-17	31-14	32-13	35-10	29-15-1	28-17	---
46	31-15	29-17	29-17	31-15	32-1	36-10	30-15-1	28-18	---
47	32-15	29-18	30-17	32-15	32-15	37-10	30-16-1	29-18	---
48	32-16	29-19	31-17	32-16	32-16	37-11	31-16-1	30-18	---
49	33-16	30-19	31-18	33-16	32-17	37-12	32-16-1	31-18	---
50	33-17	30-20	31-19	33-17	33-17	38-12	33-16-1	31-19	---

## Murphy's Teams Know How To Score:

A true icon of the Pat Murphy system is scoring runs. The Sun Devils have done plenty of that since he arrived in 1995. ASU has led the NCAA in scoring in two of the last five years, averaging 11.32 runs per game in 1999 and 10.97 runs per game in 2000. The Devils paced the Pac-10 in 2001, hitting at a .327 clip and averaging 8.26 runs per game to rank 17th in the nation. ASU also led the nation in batting average with a team total of .356 in 1999 and fell just percentage points shy of matching that feat a second year in a row in 2000 with a .346 mark, trailing Stony Brook by one point. During Pat Murphy's nine seasons at ASU, the Sun Devils have been a scoring machine with 4,718 runs in 513 games, averaging 9.20 runs per game and hitting at an overall .330 clip. Below is an offensive team breakdown of Murphy's ASU teams:

Year	G	AB	R	H	HR	BA
1995	55	1939	395	595	35	.307
1996	56	2075	552	702	73	.338
1997	61	2252	540	735	56	.326
1998	64	2277	557	723	57	.318
1999	60	2199	679	782	67	.356
2000	59	2134	647	738	86	.346
2001	58	2049	479	669	33	.327
2002	58	1994	450	618	38	.310
2003	42	1490	419	518	47	.348
Totals	513	18,409	4,718	6,080	492	.330



# Sun Devil Baseball 2003

## ASU And Team USA Connections:

Arizona State baseball has had a long-standing tradition of sending players to play for the USA National team during the summers. In a recent poll distributed by USA Baseball, ASU ranked No. 11 as a supplier to the National Team. ASU has had eight players don the Red, White and Blue for Team USA since 1984, with the first being Oddibe McDowell in the 1984 Olympics played at Dodger Stadium in Los Angeles. Jim Austin played for Team USA in 1990 and ASU has had five more players play with Team USA in the last five years. 1999 Pac-10 Player of the Year Willie Bloomquist played in the summer of 1998, 2000-2001 Pac-10 Player of the Year Casey Myers played in the summer of 2000 and was also a member of the Team USA Junior National Team before arriving at ASU in 1998. Current Tampa Bay Devil Ray prospect Jon Switzer was also a member of the 2000 National Team and Mike Esposito was 3-1 with a 1.56 ERA in the summer of 2001. Sophomore Dustin Pedroia played for the National Team last summer and was the starting shortstop until getting hurt near the end of the season. Current Sun Devils Dennis Wyrick and Ryan Schroyer played for the Team USA Junior teams during their respective prep careers.

## Golden Spikes Common At Arizona State:

While Khalil Greene of Clemson was the recipient of the 2002 Golden Spikes award as the nation's top amateur baseball player, it should be noted that three Arizona State players have won the award. In addition to ASU, only Cal State Fullerton and Florida State have won three Golden Spikes Awards. Bob Horner, who was a standout at ASU from 1976-78, won the inaugural award in 1978. Oddibe McDowell, who was a member of the first Team USA baseball team to compete in an Olympics, won the award in 1984. Mike Kelly, who ranks second in ASU history with 46 home runs from 1989-91, won the award in 1991. In all, 12 players that have worn the Maroon and Gold have been named a Player of the Year for college baseball.

## ASU Leader of the Pac When It Comes to Player of the Week:

Arizona State has amassed 46 Pac-10 Pitchers of the Week and 67 Players of the Week since 1981. That total leads all Pac-10 member schools. Senior RHP Jered Liebeck became the first Pac-10 Pitcher of the Week after his complete-game, three-hit shutout of Long Beach State (2/1) and Ryan Schroyer earned his first award on Feb. 25. Junior Jeremy West joined Schroyer as ASU swept the weekly awards on Feb. 25. Andre Etheir and West (twice) were named Pac-10 Players of the Week in 2002, while Robbie McClellan and Mike Esposito earned Pac-10 Pitcher of the Week honors last year.

## Arizona State in Postseason Play:

The Sun Devil baseball program has created a dynasty in college baseball that has been matched by few. With 18 appearances in the College World Series, ASU ranks fifth for the most trips to Omaha. Arizona State has now advanced to the NCAA Tournament in 26 of the program's 44 varsity seasons (dating back to 1959), amassing an incredible 124-51 (.709) record. ASU's five National Championships rank as the second most of any NCAA school. In addition to ASU's five national championships, the Sun Devils have also turned in five second-place teams and three third-place finishes. Arizona State is 15-10 in the NCAA Tournament under ninth-year head coach Pat Murphy. In addition to advancing three straight years, ASU has been left out of the tournament only once (1999) in the last six years and played for the national championship in 1998.

## Postseason Summary:

NCAA Appearances .....	26	Record in District 7 .....	12-1
All-Time NCAA Record .....	124-51	CWS Appearances .....	18
Regional Appearances .....	19	CWS Titles .....	5
Regional Titles .....	12	CWS Runners-up .....	5
Record in Regionals .....	55-18	CWS Third-Place Finishes .....	4
District 7 Appearances .....	6	Record at CWS .....	55-30 (.647)
District 7 Titles .....	6		

## NCAA Tournament Breakdown

### NCAA Titles By School

1. USC .....	12
2. <b>Arizona State</b> .....	5
Texas .....	5
4. LSU .....	4
Miami .....	4

### College World Series Wins

1. USC .....	74
2. Texas .....	68
3. <b>Arizona State</b> .....	55
4. Miami .....	43
5. Oklahoma State .....	38

### NCAA Tournament Wins

1. Texas .....	178
2. USC .....	170
3. Miami .....	144
4. Florida State .....	138
5. <b>Arizona State</b> .....	124

### CWS Appearances

1. Texas .....	29
2. USC .....	21
3. Oklahoma State .....	19
Miami .....	19
5. <b>Arizona State</b> .....	18

### NCAA Tournament Appearances

1. Texas .....	46
2. Florida State .....	40
3. USC .....	35
4. Oklahoma State .....	32
5. Miami (Fla.) .....	31
9. <b>Arizona State</b> .....	26



## Media Information:

**Baseball Contact:** Jeff Evans  
**SID Phone:** (480) 965-6592  
**Evans' Direct Line:** (480) 965-6594  
**SID Fax:** (480) 965-5408  
**Evans' E-Mail:** Jeff.Evans@asu.edu  
**Website:** www.TheSunDevils.com  
**Mailing Address:**  
 Carson Center Room 131  
 Media Relations  
 Arizona State University  
 Tempe, AZ 85287-2505

## Interviews:

All interviews with players and the coaching staff need to be cleared through the ASU media relations office and Jeff Evans. If you wish to talk to any Sun Devil player or head coach Pat Murphy, please contact Evans via the above information.

## Media Guides:

Media guides will be available to working press only and can be purchased by fans at home games at Packard Stadium for \$7. Press guides will not be distributed to fans from the press box or the media relations office. The 2003 ASU Baseball Media Guide is also available online at [www.thesundevils.com](http://www.thesundevils.com) in .pdf format.

## Game Notes and Statistics:

Game notes and statistics will be distributed to all working media and scouts on game days at Packard Stadium. Copies will also be made available in the press box. The statistics are for working press, scouts and coaches only. A complete statistical book containing box scores, play-by-play and game notes will also be available in the press box for working media following each home game. All information will be made available to fans and ASU supporters through the school's official athletic website, [www.TheSunDevils.com](http://www.TheSunDevils.com).

## Live Stats:

While only certain games can be accessed by radio either through the internet or in the greater Phoenix area, every home game and selected road games can be tracked through live statistical updates on ASU's official website, [www.TheSunDevils.com](http://www.TheSunDevils.com).



# Sun Devil Baseball 2003

## 2002 ASU Hitting Leaders

### Batting Average:

1. Jon Sheaffer .....	.364
2. Andre Ethier .....	.363
3. Jeremy West .....	.356
4. Dustin Pedroia .....	.347
5. Steve Garrabrants .....	.337

### Hits:

1. Dustin Pedroia .....	82
2. Jeremy West .....	74
3. Steve Garrabrants .....	68

### Runs Scored:

1. Jeremy West .....	55
Steve Garrabrants .....	55
3. Dustin Pedroia .....	51
4. Rod Allen .....	46

### RBI:

1. Jeremy West .....	71
2. Rod Allen .....	50
Andre Ethier .....	50
4. Dustin Pedroia .....	45
5. Steve Garrabrants .....	33

### Doubles:

1. Jeremy West .....	18
2. Steve Garrabrants .....	15
Rod Allen .....	
4. Andre Ethier .....	14

### Triples:

1. Steve Garrabrants .....	7
2. Jeremy West .....	4

### Home Runs:

1. Jeremy West .....	13
2. Nick Cadena .....	6
Rod Allen .....	6
4. Andre Ethier .....	4

## 2002 ASU Pitching Leaders

### Earned Run Average:

1. Carlos Arguello .....	2.01
2. Ryan Schroyer .....	2.37
3. Mike Esposito .....	3.72
4. Robbie McClellan .....	4.73

### Wins:

1. Mike Esposito .....	9
2. Robbie McClellan .....	7
3. Carlos Arguello .....	5
4. Ryan Schroyer .....	4
Bryce Kartler .....	4

### Batters Struck Out:

1. Mike Esposito .....	93
2. Robbie McClellan .....	91
3. Ryan Schroyer .....	75
4. Bryce Kartler .....	56
5. Jered Liebeck .....	38

### Innings Pitched:

1. Mike Esposito .....	104.0
2. Robbie McClellan .....	97.0
3. Bryce Kartler .....	62.2
4. Ryan Schroyer .....	60.2

## 2002 ASU Fielding Leaders

### Errors:

1. Steve Garrabrants .....	10
2. Ian Kinsler .....	8
3. Cesar Castillo .....	7
4. Jeremy West .....	5

### Assists:

1. Dustin Pedroia .....	163
2. Sergio Garcia .....	99
3. Steve Garrabrants .....	54

### Putouts:

1. Jeremy West .....	427
2. Cesar Castillo .....	225
3. Tuffy Gosewisch .....	117

## An Early Season Opener:

The Jan. 16 season opener at Hawai'i-Hilo was the second earliest start in ASU Baseball history and the earliest start by any collegiate team in 2003. The Devils opened the 1999 season at home with a game at Packard Stadium against the University of Utah on Jan. 15. Arizona State's previous earliest start before 1999 was a Jan. 19 home contest against Grand Canyon (W, 12-2) in 1990. With the 9-0 blanking of UHH on 1/16, ASU is now 25-2 in season-opening games (dating back to 1977) and head coach Pat Murphy is 8-1 in season-openers at ASU (15-1 at D1).

## How They Have Finished:

Arizona State has finished four seasons ranked in the top 10 in the final *Collegiate Baseball* national poll since 1990, ranking 10th of all college baseball programs. The schools with the most Top 10 *Collegiate Baseball* finishes are listed below:

1.	Florida State	12
2.	LSU	10
3.	Stanford	9
4.	Miami	8
5.	Clemson	8
6.	Cal State Fullerton	6
7.	Oklahoma State	5
7.	Wichita State	5
7.	USC	5
10.	Arizona State	4

## Success in the Classroom As Well As On The Field:

ASU has long enjoyed much success on the diamond, and with 18 College World Series appearances, it is known as one of the gems of college baseball. But lately academics, as well as on-field talent, has shown its true colors in the storied program. Pat Murphy's Sun Devil squads have produced four Academic All-Americans over the past four years (Willie Bloomquist, Mark Ernster, Jeff Phelps, Casey Myers), including Myers being named the Academic All-American for college baseball in 2000 and 2001. The four players honored as First-Team Academic All-Americans is the most by any college baseball program in the nation since 1995. Ryan McKenna, Aaron Klusman, Cesar Castillo, Nick Walsh and Mike Esposito all earned Pac-10 Academic Awards in 2002.

## ASU Owns Pac-10 Player of the Year Award:

Since the old Pac-10 North (formerly Washington State, Washington, Oregon State, Portland State) and the Six-Pac joined to form the unified Pac-10 baseball conference in 1999, Arizona State has enjoyed much success with a combined 58-38 record in league play. Even more impressive is that besides last season (2002) no other player besides a Sun Devil has won the annual Pac-10 Player of the Year award. Willie Bloomquist won the inaugural award in 1999, while Casey Myers took home the hardware in 2000 and 2001 to become only fourth player in Pac-10 history to win the award twice in a career. In all, ASU has won nine (9) Pac-10 Player of the Year Awards dating back to 1978 (Myers (2), Bloomquist, Jacob Cruz, Paul Lo Duca, Linty Ingram, Oddibe McDowell, Alvin Davis, Mike Soddors) and two Pac-10 Pitchers of the Year (Noah Peery and Marc Barcelo).

## Schroyer Named Baseball America Summer All-American:

Junior right-handed pitcher Ryan Schroyer was named a second-team Summer All-American by *Baseball America* after he helped lead the Alaska Goldpanners to the NBC World Series Championship. Schroyer joined the Goldpanners in the Alaskan League after not making the final Team USA roster. Ranked as the No. 3 prospect from the league by BA, Schroyer tamed the league with a 1-0 record, six saves and a 0.00 ERA.

## Pedroia Becomes Eighth Devil to Play for Team USA:

Sophomore shortstop Dustin Pedroia became the eighth Sun Devil since 1984 to play for the USA Baseball National Team. After hitting .347 and setting an ASU freshman record with 82 hits in his freshman season, Pedroia made Team USA after being invited to the trials in Tucson, Ariz. Pedroia spent most of the summer as the team's starting shortstop before having to leave after suffering a broken cheek bone in the Harlem Honkball Tournament in The Netherlands.

## Hitting For The Cycle... in the First Inning:

In what may be one of the rarest feats of Arizona State baseball history, the Devils led off the Feb. 9, 2002 game vs. Tennessee in grand fashion with the first four hitters combining to hit for the cycle in the first inning. Leadoff hitter Steve Garrabrants led off the game with a first-pitch home run, then Dustin Pedroia followed with a double, then Rod Allen singled and to cap off the amazing event, Jeremy West tripled to give ASU the early 2-0 lead.

## Why Not #9 Murphy:

Most who are close to the ASU Baseball program know what the No. 9 means to head coach Pat Murphy. Often his slogan to "Play all 9 Innings", Murphy and No. 9 are synonymous with each other... until last year. In a preseason meeting with team, Murphy gave a speech on how you have to be able to give up anything for the team. In this case, he even offered up his prize No. 9, knowing no one would take it. That is, until ASU's Steve Garrabrants raised his hand and said, I'll take it, and with that, the leader of the Devils is willing to give up *anything* for the team and will wear No. 7 again this year.



# Sun Devil Baseball 2003

## 2003 Arizona State Baseball Game-by-Game Results

(35-7 Overall, 3-3 Pac-10, 22-5 Home, 10-3 Away, 3-0 Neutral)


Date	Opponent	W-L	Score	Att.	ASU Pitcher	Opp. Pitcher	Record	Notes
1/16	@Hawai'i-Hilo	W	9-0	324	McClellan (1-0)	Shimabuku (0-1)	1-0	Six pitchers combine for 15 K shutout.
1/17	@Hawai'i-Hilo	W	10-5	---	Vaughan (1-0)	Ebbs (0-1)	2-0	Pedroia 3-for-4, 2 RBI. Vaughan 9 K's.
1/17	@Hawai'i-Hilo	W	14-2 (7)	302	Liebeck (1-0)	Miyahira (0-1)	3-0	Larish 3x4 w/4 RBI. Liebeck 7 K's.
1/18	@Hawai'i-Hilo	W	18-3 (8)	78	Averill (1-0)	Lockett (0-1)	4-0	Averill one hit in 7.1 IP in ASU debut.
1/19	@Hawai'i-Hilo	W	16-0 (5)	---	Sopko (1-0)	Inaba (0-1)	5-0	Larish 2-for-2 with HR and 4 RBI.
1/19	@Hawai'i-Hilo	W	18-5 (7)	150	McClellan (2-0)	Ebbs (0-2)	6-0	Allen 2x5, 5 RBI. Guerrero 4x5, 3 RBI.
1/24	San Diego State	W	7-5	3,972	McClellan (3-0)	Miller (0-1)	7-0	Pedroia 2x5, HR. Buck 3x4 w/2 2B.
1/25	San Diego State	W	4-3	3,249	Schroyer (1-0)	Hartshorn (0-1)	8-0	Larish and West solo HR. Pedroia 2x4.
1/26	San Diego State	W	24-9	2,822	Averill (2-0)	Lindsey (0-1)	9-0	Larish 3x4, 2 HR, 9 RBI. Averill 1 H in 4 IP.
1/31	@LBSU (#13)	L	5-11	1,334	Vaughan (1-1)	Alvarez (1-0)	9-1	Buck 3x4. Bullpen gives up 9 H, 11 R.
2/1	@LBSU (#13)	W	3-0	976	Liebeck (2-0)	Weaver (0-1)	10-1	Liebeck CG 3-hit shutout. Larish 2x3, RBI.
2/2	@LBSU (#13)	W	4-2	1,235	Averill (3-0)	Paz (0-1)	11-1	Averill 2 R, 0 ER in 6.2 IP.
2/6	BYU	W	6-5	2,850	Schroyer (2-0)	Jacinto (0-1)	12-1	Larish 3x5, 2 2B. Mesa GW RBI walk in 9th.
2/7	BYU	W	17-6	2,896	Thurmond (1-0)	Bergeron (0-1)	13-1	Mesa 4x6, 3 RBI, HR. Bocchi 2x4, 3 RBI.
2/8	BYU	W	6-4	2,691	Schroyer (3-0)	Jacinto (0-2)	14-1	Larish and Bocchi each hit big home runs.
2/14	Gonzaga^	W	8-4	467	Sopko (2-0)	Gonzalez (0-1)	15-1	Sopko stellar with 5 K's in 7.0 IP in relief.
2/15	Oklahoma State^	W	7-3	1,922	Vaughan (2-1)	Baker (1-1)	16-1	Vaughan 8 K's in 5.0 IP. Pedroia 2-Run Triple.
2/16	Oregon State^	W	9-4	1,303	Liebeck (3-0)	Copeland (0-1)	17-1	Pedroia 3-for-4 with 2B, HR. Allen 3-Run HR.
2/17	Gonzaga	W	17-5	1,490	Thurmond (2-0)	Lichter (0-1)	18-1	Garrabrants 2-for-6, GS, 6 RBI. Allen 2-Run HR.
2/21	Dayton	W	10-1	2,309	Liebeck (4-0)	Miller (0-1)	19-1	Liebeck 6 K's in 7.0 scoreless IP. Mesa/Ethier 3 H.
2/22	Notre Dame (#11)	W	16-3	3,605	Vaughan (3-1)	Ogilvie (0-1)	20-1	West 2 HR's, 6 RBI. Larish Grand Slam HR.
2/23	Notre Dame (#11)	W	14-8	3,403	Lopez (1-0)	Gagne (0-1)	21-1	9-Run 6th inning lifts Devils. Murphy win #700.
2/28	Penn State	W	13-0	1,871	Averill (4-0)	Hamilton (0-1)	22-1	Larish 2x3, GS, 6 RBI. Averill 5.2 IP, 0 R, 3 H.
3/1	Penn State	W	12-1	2,219	McClellan (4-0)	Tressler (0-1)	23-1	ASU ties best start in school history.
3/2	Penn State	W	11-7	2,404	Thurmond (3-0)	Palm (0-1)	24-1	Larish 2-for-3, 3B, HR. Schroyer fifth save.
3/6	CS Northridge#	W	10-2	2,214	Averill (5-0)	Rosales (1-3)	25-1	Pedroia 4-for-5 with three doubles.
3/7	Southern Utah#	W	19-0 (7)	2,632	Sopko (3-0)	Shepherd (0-2)	26-1	Buck goes 5-for-5 and hits for cycle (7 RBI).
3/8	Utah#	W	6-4	2,927	Vaughan (4-1)	Price (2-1)	27-1	Garrabrants game-winning double in B-8th.
3/9	CS Northridge#	W	12-2	3,389	Liebeck (5-0)	Jean (0-1)	28-1	Larish 2x4, 4 RBI, HR. Wyrick goes 3x3.
3/14	Oklahoma (#30)	L	5-6	4,155	Sopko (3-1)	McAuliff (1-0)	28-2	West and Allen 2-Run HR's. OU scores in 9th.
3/15	Oklahoma (#30)	W	10-3	3,806	Liebeck (6-0)	Blair (2-2)	29-2	Guerrero 3x6, 3 2B. Allen 3x5, 2 RBI in win.
3/16	Oklahoma (#30)	W	10-2	2,900	Averill (6-0)	Purcey (0-2)	30-2	Pedroia 2x4, 2 2B. Averill 3 H, 0 ER in 5.0 IP.
3/18	Wichita State (#29)	W	9-2	3,099	Vaughan (5-1)	Uhlmansiek (3-1)	31-2	Wyrick 3x3, 2 R. Vaughan 7 K's in 4.0 IP.
3/19	Wichita State (#29)	L	3-6	2,417	Beatty (0-1)	Sanders (3-0)	31-3	Four-run 1st inning proves costly. Pedroia 2x4.
3/22	Stanford* (#6)	W	7-6 (11)	4,019	Schroyer (4-0)	ManSHIP (0-2)	32-3	Wyrick 3x6, 3 RBI and game-winner in 11th.
3/23	Stanford* (#6)	L	8-9 (10)	3,483	Schroyer (4-1)	O'Hagan (2-0)	32-4	ASU scores seven in 8th and 9th before losing in 10th.
3/24	Stanford* (#7)	L	2-4	3,397	Sopko (3-2)	Romanczuk (6-0)	32-5	Devils limited to season-low five hits in loss.
3/28	@USC*	W	11-4	600	Bordes (1-0)	Paschal (2-4)	33-5	Wyrick 3x6, 3 RBI. ASU 17 hits, 17 LOB.
3/29	@USC*	L	5-6	890	Schroyer (4-2)	Dizard (3-2)	33-6	Devils 12 LOB, including loaded in 7th and 8th.
3/29	@USC*	W	7-5	1,157	Arguello (1-0)	Butler (0-3)	34-6	Buck 3x4, RBI. Larish and Guerrero solo HR's.
4/2	New Mexico	L	7-11	1,919	Vaughan (5-2)	Soto (3-0)	34-7	Pedroia and Larish both hit HR in loss.
4/7	Grand Canyon	W	10-2	2,020	McClellan (5-0)	Newark (0-3)	35-7	Gosewisch 3x3, McClellan 7 K's in 5 IP.
4/11	@California*	2 p.m.						
4/12	@California*	1 p.m.						
4/13	@California*	1 p.m.						
4/17	UCLA*	7 p.m.						
4/18	UCLA*	7 p.m.						
4/19	UCLA*	1 p.m.						
4/25	Washington State*	7 p.m.						
4/26	Washington State*	7 p.m.						
4/27	Washington State*	12 p.m.						
4/30	@Oklahoma\$	7 p.m.						
5/6	UC Irvine	7 p.m.						
5/12	@Oregon State*	5 p.m.						
5/13	@Oregon State*	4 p.m.						
5/14	@Oregon State*	4 p.m.						
5/17	@Washington*	1 p.m.						
5/18	@Washington*	1 p.m.						
5/19	@Washington*	6:30 p.m.						
5/23	Arizona*	7 p.m.						
5/24	Arizona*	7 p.m.						
5/25	Arizona*	1 p.m.						

\* Pac-10 Game, ^ Coca-Cola Spring Training College Baseball Classic (Surprise, Ariz.)

# Bob Schaefer Memorial Classic, \$ Played at SBC Bricktown Ballpark



# Sun Devil Baseball 2003



## Arizona State Sun Devil Baseball Overall Statistics

Record: 35-7 Home: 22-5 Away: 10-2 Neutral: 3-0 Pac-10: 3-3

Player	AVG	GP-GS	AB	R	H	2B	3B	HR	RBI	TB	SLG%	BB	HBP	SO	GDP	OB%	SF	SH	SB-ATT	PO	A	E	FLD%
2 Dustin Pedroia....	.427	42-42	178	46	76	24	1	3	30	111	.624	21	4	10	2	.493	2	2	1-3	59	126	8	.959
30 Mike Guerrero....	.407	31-9	59	16	24	11	2	2	19	45	.763	5	2	9	1	.470	0	1	0-0	55	7	1	.984
4 Travis Buck.....	.386	41-40	145	39	56	9	3	2	31	77	.531	23	5	17	4	.480	2	5	7-9	50	2	3	.945
5 Dennis Wyrick....	.379	35-21	103	24	39	5	1	1	22	49	.476	8	6	14	0	.445	2	1	5-6	21	44	6	.915
32 Frank Mesa.....	.378	32-22	82	26	31	5	0	1	15	39	.476	18	1	9	2	.490	1	0	2-2	21	45	5	.930
11 Jeff Larish.....	.374	39-38	131	51	49	10	2	13	65	102	.779	51	4	27	3	.547	4	1	2-2	298	19	3	.991
19 Joel Bocchi.....	.357	30-21	70	13	25	7	0	2	20	38	.543	9	3	18	1	.451	0	0	1-1	143	15	5	.969
9 Steve Garrabrants	.348	40-36	132	34	46	14	2	6	44	82	.621	16	2	22	1	.413	5	1	16-19	55	107	7	.959
14 Andre Ethier.....	.340	42-41	147	42	50	8	1	2	35	66	.449	34	9	16	3	.479	4	0	4-5	79	2	1	.988
39 Tuffy Gosewisch..	.338	33-20	74	20	25	3	0	0	19	28	.378	7	0	7	0	.386	2	2	0-0	177	11	0	1.000
8 Jeremy West.....	.309	39-33	110	41	34	4	0	9	34	65	.591	30	10	21	2	.493	0	0	2-4	30	1	1	.969
10 Rod Allen.....	.288	37-27	104	26	30	3	1	4	32	47	.452	11	4	12	2	.363	5	0	2-4	29	1	1	.968
20 Nick Walsh.....	.238	32-5	42	13	10	1	0	0	5	11	.262	8	4	4	2	.407	0	1	1-1	9	12	2	.913
31 Ryan Bosch.....	.207	37-22	87	21	18	2	0	2	19	26	.299	13	1	25	5	.305	4	0	3-5	47	2	0	1.000
-----																							
12 Ryan Schroyer....	1.000	1-0	1	1	1	0	0	0	0	1	1.000	0	0	0	0	1.000	0	0	0-0	1	2	1	.750
16 Nick Cadena.....	.429	5-0	7	2	3	1	0	0	1	4	.571	2	0	1	0	.556	0	0	0-0	1	1	0	1.000
27 Bryce Kartler....	.071	15-2	14	4	1	0	0	0	0	1	.071	7	0	7	0	.381	0	0	0-0	7	1	0	1.000
60 Garrett Schoenber	.000	3-0	2	0	0	0	0	0	0	0	.000	0	0	1	0	.000	0	0	0-0	3	0	0	1.000
40 Ben Thurmond....	.000	1-0	1	0	0	0	0	0	0	0	.000	0	0	0	0	.000	0	0	0-0	1	6	1	.875
Totals.....	.348	42-42	1490	419	518	107	13	47	391	792	.532	264	56	221	28	.455	31	14	46-61	1106	449	48	.970
Opponents.....	.256	42-42	1409	170	360	63	11	23	161	514	.365	131	42	343	22	.334	12	20	34-52	1038	411	85	.945

LOB - Team (398), Opp (340). DPs turned - Team (30), Opp (39). CI - Team (2), West 1, Bocchi 1. IBB - Team (11), Larish 4, West 3, Buck 1, Mesa 1, Pedroia 1, Ethier 1, Opp (1). Picked off - Garrabrants 1, Gosewisch 1, Allen 1.

(All games Sorted by Earned run avg)


Player	ERA	W-L	APP	GS	CG	SHO/CBO	SV	IP	H	R	ER	BB	SO	2B	3B	HR	AB	B/Avg	WP	HBP	BK	SFA	SHA
12 Ryan Schroyer....	1.05	4-2	19	0	0	0/0	7	25.2	21	4	3	6	27	3	1	0	98	.214	3	1	1	0	0
45 Erik Averill....	2.77	6-0	12	9	0	0/1	0	52.0	45	22	16	10	39	11	2	3	196	.230	1	11	5	2	2
47 Jered Liebeck....	2.84	6-0	11	10	1	1/1	0	50.2	55	19	16	15	32	5	2	2	193	.285	1	0	0	2	2
41 Mark Sopko.....	2.95	3-2	16	6	0	0/3	0	39.2	43	13	13	7	33	7	1	2	150	.287	6	6	0	0	2
40 Ben Thurmond....	3.12	3-0	11	7	0	0/1	0	40.1	41	17	14	7	34	9	1	4	157	.261	2	2	2	2	1
15 Robbie McClellan.	3.79	5-0	17	3	0	0/1	0	38.0	34	16	16	26	42	10	0	3	140	.243	3	4	1	1	1
26 Beau Vaughan....	5.05	5-2	17	4	0	0/1	0	51.2	52	38	29	17	62	7	2	3	198	.263	1	8	2	2	9
-----																							
38 Josh Perrault....	0.00	0-0	2	0	0	0/0	0	2.0	0	0	0	1	3	0	0	0	6	.000	0	1	0	0	0
31 Ryan Bosch.....	0.00	0-0	2	0	0	0/0	0	1.0	4	1	0	1	1	0	0	0	6	.667	0	0	0	0	0
22 Matt Leaf.....	2.70	0-0	6	1	0	0/1	0	6.2	5	2	2	3	4	1	0	0	26	.192	0	1	0	0	1
3 Javy Lopez.....	3.09	1-0	11	0	0	0/1	0	11.2	14	4	4	2	6	1	0	1	45	.311	0	1	0	2	1
49 Brett Bordes....	4.15	1-0	17	0	0	0/1	0	17.1	16	8	8	16	19	2	0	2	68	.235	0	1	1	0	0
48 Carlos Arguello..	4.40	1-0	13	0	0	0/2	0	14.1	13	10	7	6	14	3	0	2	56	.232	1	3	1	1	1
55 Chris Beatty....	7.11	0-1	8	1	0	0/1	0	6.1	7	5	5	5	8	3	1	0	26	.269	0	2	0	0	0
27 Bryce Kartler....	8.74	0-0	16	1	0	0/0	0	11.1	10	11	11	9	19	1	1	1	44	.227	2	1	0	0	0
Totals.....	3.49	35-7	42	42	1	5/4	7	368.2	360	170	143	131	343	63	11	23	1409	.256	20	42	13	12	20
Opponents.....	8.77	7-35	42	42	1	0/0	3	346.0	518	419	337	264	221	107	13	47	1490	.348	49	56	15	31	14

PB - Team (7), Bocchi 4, Gosewisch 3, Opp (10). Pickoffs - Team (5), Vaughan 1, Thurmond 1, Sopko 1, Liebeck 1, McClellan 1, Opp (3). SBA/ATT - Bocchi (16-25), Gosewisch (11-16), Liebeck (5-12), Sopko (7-10), Vaughan (5-8), McClellan (5-7), West (6-6), Thurmond (3-4), Averill (3-4), Lopez, J. (2-3), Schroyer (2-2), Leaf (1-1), Arguello (1-1).





# Sun Devil Baseball 2003




## Arizona State Sun Devil Baseball Fielding Statistics

2003 Arizona State Sun Devil Baseball  
Overall Statistics for Arizona State (as of Apr 08, 2003)  
(All games Sorted by Fielding pct)

Player	C	PO	A	E	FLD%	DPS	SBA	CSB	SBA%	PB	CI
39 Tuffy Gosewisch..	188	177	11	0	1.000	1	11	5	.688	3	0
31 Ryan Bosch.....	49	47	2	0	1.000	1	0	0	---	0	0
26 Beau Vaughan....	20	6	14	0	1.000	1	5	3	.625	0	0
47 Jered Liebeck....	11	2	9	0	1.000	0	5	7	.417	0	0
27 Bryce Kartler....	8	7	1	0	1.000	0	0	0	---	0	0
15 Robbie McClellan.	6	3	3	0	1.000	0	5	2	.714	0	0
49 Brett Bordes.....	6	1	5	0	1.000	0	0	0	---	0	0
41 Mark Sopko.....	6	2	4	0	1.000	0	7	3	.700	0	0
3 Javy Lopez.....	5	2	3	0	1.000	0	2	1	.667	0	0
22 Matt Leaf.....	3	1	2	0	1.000	0	1	0	1.000	0	0
48 Carlos Arguello..	3	1	2	0	1.000	0	1	0	1.000	0	0
60 Garrett Schoenber	3	3	0	0	1.000	0	0	0	---	0	0
16 Nick Cadena.....	2	1	1	0	1.000	0	0	0	---	0	0
59 Aaron Klusman....	1	1	0	0	1.000	0	0	0	---	0	0
11 Jeff Larish.....	320	298	19	3	.991	24	0	0	---	0	0
14 Andre Ethier.....	82	79	2	1	.988	0	0	0	---	0	0
30 Mike Guerrero....	63	55	7	1	.984	4	0	0	---	0	0
19 Joel Bocchi.....	163	143	15	5	.969	1	16	9	.640	4	1
8 Jeremy West.....	32	30	1	1	.969	0	6	0	1.000	0	1
10 Rod Allen.....	31	29	1	1	.968	1	0	0	---	0	0
9 Steve Garabrants	169	55	107	7	.959	16	0	0	---	0	0
2 Dustin Pedroia...	193	59	126	8	.959	20	0	0	---	0	0
4 Travis Buck.....	55	50	2	3	.945	0	0	0	---	0	0
32 Frank Mesa.....	71	21	45	5	.930	3	0	0	---	0	0
5 Dennis Wyrick....	71	21	44	6	.915	5	0	0	---	0	0
20 Nick Walsh.....	23	9	12	2	.913	1	0	0	---	0	0
40 Ben Thurmond....	8	1	6	1	.875	0	3	1	.750	0	0
12 Ryan Schroyer....	4	1	2	1	.750	0	2	0	1.000	0	0
45 Erik Averill.....	7	1	3	3	.571	0	3	1	.750	0	0
38 Josh Perrault....	0	0	0	0	.000	0	0	0	---	0	0
55 Chris Beatty.....	0	0	0	0	.000	0	0	0	---	0	0
Totals.....	1603	1106	449	48	.970	30	34	18	.654	7	2
Opponents.....	1534	1038	411	85	.945	39	46	15	.754	10	0



# Sun Devil Baseball 2003



## Arizona State Sun Devil Baseball Pac-10 Statistics

Record: 3-3 Home: 1-2 Away: 2-1 Pac-10: 3-3

Player	AVG	GP-GS	AB	R	H	2B	3B	HR	RBI	TB	SLG%	BB	HBP	SO	GDP	OB%	SF	SH	SB-ATT	PO	A	E	FLD%
12 Ryan Schroyer....	1.000	1-0	1	1	1	0	0	0	0	1	1.000	0	0	0	0	1.000	0	0	0-0	0	1	1	.500
4 Travis Buck.....	.522	6-6	23	4	12	1	0	0	5	13	.565	5	0	1	1	.607	0	3	2-3	11	1	0	1.000
27 Bryce Kartler....	.500	1-0	2	1	1	0	0	0	0	1	.500	0	0	0	0	.500	0	0	0-0	1	1	0	1.000
2 Dustin Pedroia...	.429	6-6	28	5	12	3	0	0	2	15	.536	4	0	1	1	.485	1	0	0-1	11	18	3	.906
5 Dennis Wyrick....	.414	6-6	29	4	12	1	1	0	7	15	.517	0	2	4	0	.452	0	0	0-1	1	12	0	1.000
14 Andre Ethier.....	.364	6-6	22	4	8	3	0	1	8	14	.636	5	3	4	1	.516	1	0	1-1	18	0	0	1.000
9 Steve Garabrants	.316	5-4	19	3	6	1	0	1	4	10	.526	0	0	5	0	.316	0	0	3-3	7	18	1	.962
8 Jeremy West.....	.231	4-3	13	4	3	1	0	0	1	4	.308	4	1	6	0	.444	0	0	0-0	0	0	0	.000
32 Frank Mesa.....	.222	4-2	9	0	2	0	0	0	1	2	.222	1	0	3	0	.300	0	0	0-0	7	9	0	1.000
30 Mike Guerrero....	.200	5-2	10	1	2	0	0	1	1	5	.500	1	0	2	1	.273	0	0	0-0	0	0	0	.000
19 Joel Bocchi.....	.200	5-1	5	1	1	0	0	0	0	1	.200	1	1	3	0	.429	0	0	0-0	12	1	2	.867
11 Jeff Larish.....	.182	6-6	22	4	4	1	0	1	4	8	.364	8	1	8	0	.419	0	1	0-0	56	1	0	1.000
10 Rod Allen.....	.176	6-5	17	3	3	0	1	0	2	5	.294	3	0	1	1	.300	0	0	0-0	4	0	0	1.000
39 Tuffy Gosewisch...	.167	6-5	12	3	2	0	0	0	1	2	.167	3	0	1	0	.312	1	0	0-0	33	3	0	1.000
20 Nick Walsh.....	.167	4-0	6	1	1	0	0	0	0	1	.167	0	0	1	0	.167	0	0	0-0	2	0	0	1.000
31 Ryan Bosch.....	.125	5-2	8	1	1	0	0	0	1	1	.125	1	0	4	0	.200	1	0	0-0	6	0	0	1.000
Totals.....	.314	6-6	226	40	71	11	2	4	37	98	.434	36	8	44	5	.420	4	4	6-9	170	72	8	.968
Opponents.....	.303	6-6	234	34	71	12	5	5	33	108	.462	18	11	38	6	.380	0	1	9-11	170	61	6	.975

LOB - Team (68), Opp (60). DPs turned - Team (6), Opp (6). IBB - Team (5), Larish 4, Buck 1, Opp (1).


(Pac-10 games only Sorted by Earned run avg)

Player	ERA	W-L	APP	GS	CG	SHO/CBO	SV	IP	H	R	ER	BB	SO	2B	3B	HR	AB	B/Avg	WP	HBP	BK	SFA	SHA
38 Josh Perrault....	0.00	0-0	2	0	0	0/0	0	2.0	0	0	0	1	3	0	0	0	6	.000	0	1	0	0	0
27 Bryce Kartler....	0.00	0-0	5	0	0	0/0	0	1.2	2	0	0	1	1	0	1	0	7	.286	0	0	0	0	0
48 Carlos Arguello..	1.80	1-0	3	0	0	0/0	0	5.0	4	1	1	3	3	1	0	1	19	.211	0	0	0	0	0
40 Ben Thurmond....	2.38	0-0	2	2	0	0/0	0	11.1	12	3	3	3	5	2	1	0	43	.279	1	1	0	0	0
12 Ryan Schroyer....	3.38	1-2	4	0	0	0/0	1	8.0	9	3	3	2	2	2	1	0	33	.273	1	1	1	0	0
49 Brett Bordes....	4.50	1-0	4	0	0	0/0	0	2.0	3	1	1	2	0	0	0	0	9	.333	0	0	1	0	0
45 Erik Averill.....	6.30	0-0	2	2	0	0/0	0	10.0	14	7	7	0	8	3	1	2	44	.318	0	4	2	0	0
15 Robbie McClellan.	6.75	0-0	2	0	0	0/0	0	5.1	5	4	4	2	3	2	0	1	20	.250	0	1	1	0	0
26 Beau Vaughan....	8.64	0-0	2	1	0	0/0	0	8.1	13	8	8	3	10	1	1	0	36	.361	0	2	0	0	1
41 Mark Sopko.....	18.00	0-1	2	0	0	0/0	0	2.0	5	4	4	1	3	0	0	1	10	.500	1	1	0	0	0
47 Jered Liebeck....	27.00	0-0	1	1	0	0/0	0	1.0	4	3	3	0	0	1	0	0	7	.571	0	0	0	0	0
Totals.....	5.40	3-3	6	6	0	0/0	1	56.2	71	34	34	18	38	12	5	5	234	.303	3	11	5	0	1
Opponents.....	5.56	3-3	6	6	1	0/0	1	56.2	71	40	35	36	44	11	2	4	226	.314	6	8	3	4	4

PB - Team (1), Gosewisch 1, Opp (2). Pickoffs - Team (1), McClellan 1. SBA/ATT - Bocchi (5-6), Gosewisch (3-4), Sopko (2-3), Schroyer (2-2), Thurmond (1-2), McClellan (2-2), Liebeck (1-1), West (1-1), Vaughan (1-1).



# Sun Devil Baseball 2003



## Arizona State Sun Devil Baseball Statistics Summary

Inning-by-inning summary:

	1	2	3	4	5	6	7	8	9	EX	Total
	--	--	--	--	--	--	--	--	--	--	-----
Arizona State	49	31	49	66	63	53	44	51	12	1	419
Opponents	14	16	28	13	14	34	26	14	10	1	170

Win-loss summary:

	W	L	T	Pct
	--	--	--	----
Total	35	7	0	.833
Conference	3	3	0	.500
Non-Conf	32	4	0	.889
Home	22	5	0	.815
Away	10	2	0	.833
Neutral	3	0	0	1.000
Day	17	4	0	.810
Night	18	3	0	.857
vs Left	7	3	0	.700
vs Right	28	4	0	.875
1-Run games	3	3	0	.500
2-Run games	5	1	0	.833
5+Run games	23	1	0	.958
Extra inns	1	1	0	.500
Shutouts	5	0	0	1.000

General summary:

Current winning streak : 1  
 Longest winning streak : 19  
 Longest losing streak : 2

Home attendance : 78158 ( 27 dates avg = 2894 )  
 Away attendance : 11027 ( 15 dates avg = 735 )  
 Total attendance: 89185 ( 42 dates avg = 2123 )



# Sun Devil Baseball 2003

## Home Runs and Misc. Hitting Breakdown:

Player	Total	Multi-Hit Games				Multi RBI	HR Total	Home Run Breakdown						Last Home Run
		2	3	4	5+			H	A	Solo	2	3	GS	
Rod Allen	9 (48)	8	1	0	0	9	4 (16)	2	2	0	2	2	0	3/14/03 vs. Oklahoma
Joel Bocchi	8 (8)	6	1	1	0	6	2 (2)	1	1	0	0	2	0	2/8/03 vs. BYU
Ryan Bosch	3	3	0	0	0	4	2	1	1	0	1	0	1	3/1/03 vs. PSU
Travis Buck	14	8	5	0	1	4	2	2	0	1	0	0	1	3/7/03 vs. SUU(Grand Slam)
Nick Cadena	1 (6)	1	0	0	0	0	0 (6)	0	0	0	0	0	0	5/19/02 vs. USC
Andre Ethier	13 (32)	10	2	1	0	6	2 (6)	1	1	0	1	1	0	3/23/03 vs. Stanford
Steve Garrabrants	14 (51)	11	3	0	0	11	6 (8)	5	1	0	2	2	2	4/7/03 vs. Grand Canyon
Tuffy Gosewisch	10 (10)	9	1	0	0	5	0	0	0	0	0	0	0	None
Mike Guerrero	3	1	1	1	0	5	2	1	1	1	0	1	0	3/30/03 at USC (6th inning)
Bryce Kartler	0 (2)	0	0	0	0	0	0	0	0	0	0	0	0	None
Jeff Larish	15 (27)	12	3	0	0	13	13 (16)	10	3	4	3	3	3	4/2/03 vs. UNM
Ryan McKenna	0 (7)	0	0	0	0	0	0	0	0	0	0	0	0	4/1/02 at UNLV (Pinch-Hit)
Frank Mesa	9	6	2	1	0	2	1	1	0	0	1	0	0	2/7/03 vs. BYU
Dustin Pedroia	27 (54)	20	5	2	0	9	3 (4)	2	1	2	1	0	0	4/2/03 vs. UNM
Nick Walsh	0 (6)	0	0	0	0	0	0	0	0	0	0	0	0	4/13/01 vs. Washington State
Jeremy West	9 (47)	5	3	0	0	9	9 (28)	7	2	4	4	0	1	3/14/03 vs. Oklahoma
Dennis Wyrick	10 (52)	5	5	0	0	8	1 (1)	0	1	0	1	0	0	1/17/03 at UHH
<b>Team Totals</b>	<b>145</b>	<b>105</b>	<b>33</b>	<b>6</b>	<b>1</b>	<b>91</b>	<b>47</b>	<b>33</b>	<b>14</b>	<b>12</b>	<b>16</b>	<b>11</b>	<b>8</b>	<b>Garrabrants (4/7 vs. Grand Canyon)</b>

(x) = career games.

## Lineup Card - Record Breakdown:

- 1 – Pedroia (35-6), Walsh (0-1)
- 2 – Buck (29-4), Pedroia (0-1), Wyrick (5-2), Ethier (1-0)
- 3 – Larish (23-5), Ethier (8-1), Guerrero (3-1), Wyrick (1-0)
- 4 – West (20-3), Allen (2-0), Larish (2-1), Ethier (11-2), Garrabrants (0-1)
- 5 – Ethier (12-2), Larish (7-0), Allen (3-1), Bosch (1-0), West (5-1), Garrabrants (6-0), Wyrick (0-1), Mesa (0-2), Guerrero (1-0)
- 6 – West (2-0), Allen (8-0), Mesa (13-1), Wyrick (6-2), Guerrero (2-1), Buck (0-2), Bosch (1-0), Garrabrants (5-0), Ethier (1-1)
- 7 – Mesa (6-0), Bocchi (1-0), Allen (8-0), Bosch (5-0), Wyrick (2-1), Guerrero (1-0), West (1-0), Garrabrants (6-3), Buck (4-1), Ethier (1-1), Kartler (0-1)
- 8 – Bocchi (16-3), Wyrick (1-0), Gosewisch (14-1), Bosch (2-0), Allen (2-2), West (0-1)
- 9 – Garrabrants (14-1), Walsh (3-1), Bosch (12-1), Allen (2-2), Gosewisch (4-1), Bocchi (0-1)

## Starters By Position Breakdown:

- C – Bocchi (21), Gosewisch (20), West (1)  
 1B – Larish (36), Guerrero (6)  
 2B – Garrabrants (36), Walsh (3), Mesa (3)  
 3B – Wyrick (21), Mesa (19), Larish (2)  
 SS – Pedroia (42)  
 LF – Buck (28), Allen (14)  
 CF – Bosch (22), Allen (10), Ethier (9), Kartler (1)  
 RF – Ethier (31), Buck (11)  
 DH – West (31), Walsh (2), Allen (4), Guerrero (3), Buck (1)  
 P – Sopko (6), Leaf (1), Liebeck (10), Averill (9), Kartler (1), Thurmond (7), Vaughan (4), McClellan (3), Beatty (1)

## Attendance (Through 42 Games)

**Home Attendance:** 78,158 (27 games; 2,894 Avg.)  
**Away Attendance:** 11,027 (15 dates)  
**Total Attendance:** 89,185 (42 dates)  
**Overall Average Attendance:** 2,123

## Sun Devils Record When They Score:

Runs	0	1	2	3	4	5	6	7	8	9	10+
W-L	0-0	0-0	0-1	1-1	2-0	0-3	3-0	4-1	1-1	3-0	21-0

## Sun Devils Record When Opponent Scores:

Runs	0	1	2	3	4	5	6	7	8	9	10+
W-L	5-0	2-0	7-0	5-0	5-1	6-0	2-3	1-0	1-0	1-1	0-2

## Score By Innings In All Games:

Inning	1	2	3	4	5	6	7	8	9	Ex	Total
ASU	49	31	49	66	63	53	44	51	12	1	419
Opp.	14	16	28	13	14	34	26	14	10	1	170

## Score By Innings In Pac-10 Games:

Inning	1	2	3	4	5	6	7	8	9	Ex	Total
ASU	0	3	0	7	4	8	5	7	5	1	40
Opp.	3	5	2	1	4	7	4	4	2	1	34

## Current Hitting Streaks:

Player	2003 Longest	Career Long	Current Streak
Rod Allen	3	17	2
Joel Bocchi	5	5	1
Ryan Bosch	3	3	0
Travis Buck	7	7	5
Nick Cadena	2	4	0
Andre Ethier	8	8	3
Steve Garrabrants	6	11	1
Tuffy Gosewisch	4	4	1
Mike Guerrero	4	4	1
Jeff Larish	9	10	3
Ryan McKenna	0	7	1
Frank Mesa	5	5	3
Dustin Pedroia	17	22	12
Garrett Schoenberger	0	1	0
Nick Walsh	3	3	0
Jeremy West	3	10	2
Dennis Wyrick	7	9	1



# Sun Devil Baseball 2003

## Sun Devil Baseball's Record in 2003 When...

(Through 42 games of 2003 Season)

Overall .....	35-7
At Packard Stadium .....	22-5
Playing on the Road .....	10-2
at Neutral Site .....	3-0
Day Games .....	17-4
Night Games .....	18-3

Scoring 1-4 Runs .....	3-2
Scoring 5-9 Runs .....	11-4
Scoring 10-19 Runs .....	21-0
Scoring 20+ Runs .....	1-0

Opp. 5 or less runs .....	30-1
Opp. 6 or more runs .....	5-6

ASU Scores First .....	26-1
Opp. Scores First .....	9-6
Scoring in 1st Inning .....	18-1

Leading After 6 Innings .....	31-1
Trailing After 6 Innings .....	1-6
Tied After 6 Innings .....	3-0

Leading After 8 Innings .....	32-0
Trailing After 8 Innings .....	0-5
Tied After 8 Innings .....	3-2

Last At-Bat Wins .....	6
After a Win .....	28-6
After a Loss .....	6-1

Collecting 1-3 Hits .....	0-0
Collecting 4-6 Hits .....	1-1
Collecting 7-9 Hits .....	5-2
Collecting 10+ Hits .....	28-4

Out-Hitting Opponent .....	26-3
Out-Hit by Opponent .....	5-4
Hits are Tied .....	3-0

ASU is Errorless .....	15-0
ASU Makes 1 Error .....	8-4
ASU Makes 2+ Errors .....	12-3

ASU Starter Gets Decision .....	18-2
Bullpen Gets Decision .....	17-5

One-Run Games .....	3-3
Two-Run Games .....	5-1
Three-Run Games .....	1-1

ASU Hits 0 Home Runs .....	12-4
ASU Hits 1 Home Run .....	11-0
ASU Hits Multiple HR .....	12-3

Vs. LHP Starters .....	8-3
Vs. RHP Starters .....	27-4

In Extra Innings .....	1-1
Doubleheaders .....	4-0

Vs. Non-Conference .....	32-4
Non-Conference Home .....	21-3
Non-Conference Away .....	8-1
Non-Conference Neutral .....	3-0

Vs. Pac-10 (League Games) .....	3-3
Pac-10 Home .....	1-2
Pac-10 Away .....	2-1

Vs. Ranked Opponents* .....	8-5
Vs. Top 10 Opponents* .....	1-2
Vs. Unranked Teams* .....	27-2

\*Top 30 ranking at time played.

### VS. PAC-10 SCHOOLS

Arizona .....	0-0
California .....	0-0
Oregon State .....	1-0
Stanford .....	1-2
UCLA .....	0-0
USC .....	2-1
Washington .....	0-0
Washington State .....	0-0
Overall vs. Pac-10 .....	4-3

### DAYS OF THE WEEK

Monday .....	2-1
Tuesday .....	1-0
Wednesday .....	0-2
Thursday .....	3-0
Friday .....	9-2
Saturday .....	8-1
Sunday .....	10-1
Midweek Games .....	6-2
Weekend Games .....	29-5

### MONTHS OF THE YEAR

January .....	9-1
February .....	13-0
March .....	12-5
April .....	1-1
May .....	0-0
June .....	0-0

### UNIFORMS/HATS

White Home .....	16-4
Gray Sleeveless .....	3-1
Home/Away Maroon .....	16-2
Black Shoes .....	6-0
White Shoes .....	29-7

### PITCHING

Sopko Starts .....	5-1
Averill Starts .....	8-1
Leaf Starts .....	1-0
Kartler Starts .....	1-0
Vaughan Starts .....	3-1
Liebeck Starts .....	9-1
Thurmond Starts .....	5-2
McClellan Starts .....	3-0
Beatty Starts .....	0-1

Starter Goes Less Than 5 .....	17-4
Starter Goes 5+ .....	18-3

### MISC. HITTING

Larish Records Hit .....	27-4
Larish Hits HR .....	11-1
Pedroia Records Hit .....	34-6
Pedroia Multi-Hit Game .....	23-4
TV Games .....	3-1
Radio Games .....	12-6

Longest Win Streak .....	19
Longest Losing Streak .....	2
Last Five Games .....	3-2
Last 10 Games .....	5-5
Last 15 Games .....	9-6
Last 20 Games .....	14-6
Current Streak .....	W-1

Largest Winning Margin .....	19
Largest Losing Margin .....	6

Vs. Teams .500 or better .....	14-6
Vs. Teams worse than .500 .....	17-1

### LEADING OFF

Pedroia Leads Off .....	35-6
Walsh Leads Off .....	0-1
Garrabrants Leads Off .....	0-0



# Sun Devil Baseball 2003

## Sun Devil Baseball Team and Player Superlatives

(Through 42 games of 2003 Season)

### 2003 Arizona State Team Superlatives

#### TEAM BATTING

Most At-Bats:	42 - 2x	BYU (2/7)
Fewest At-Bats:	30 - 2x	BYU (2/8)
Most Runs (Game):	24	SDSU (1/26)
Most Runs (Inning):	9 - 2x	Notre Dame (2/23)
Most Runs (1st Inning):	7	UHH (1/19)
Fewest Runs (Game):	2	STAN (3/24)
Most Hits (Game):	22	SUU (3/7)
Fewest Hits (Game):	5	STAN (3/24)
RBI:	22	SDSU (1/26)
Doubles:	7	Oklahoma (3/15)
Triples:	2	UHH (1/16)
Home Runs:	4	UHH (1/18)
Total Bases:	38	UHH (1/18)
Walks:	14	USC (3/28)
Most Strikeouts:	12	Stanford (3/22)
Fewest Strikeouts:	1	UHH (1/19)
Sacrifice Bunts:	2 - 2x	Stanford (3/22)
Sacrifice Flies:	3	UHH (1/19)
Stolen Bases:	5 - 2x	SUU (3/7)
Left on Base:	17	USC (3/28)
Hit into DP:	3	Wichita State (3/19)
Hit by Pitches:	4	UHH (1/19)

#### TEAM FIELDING

Most Putouts:	33	Stanford (3/22)
Most Assists:	16	Gonzaga (2/17)
Most Errors:	3 - 4x	Stanford (3/23)
DPs Turned:	3	UHH (1/18)

#### TEAM PITCHING

Most Runs Allowed:	11 - 2x	UNM (4/2)
Fewest Runs Allowed:	0 - 4x	PSU (2/28)
Most Hits Allowed:	14	LBSU (1/31)
Fewest Hits Allowed:	2	UHH (1/19)
Most Strikeouts:	16	Utah (3/8)
Fewest Strikeouts:	0	USC (3/30)
Most Walks:	6 - 4x	Notre Dame (2/22)
Fewest Walks:	0 - 3x	Grand Canyon (4/7)
Hit-by-Pitches:	4	USC (3/29)
Wild Pitches:	2 - 2x	Gonzaga (2/14)
Balks:	2 - 2x	USC (3/29)
Home Runs Allowed:	2 - 5x	USC (3/30)

#### MISCELLANEOUS

Consecutive Wins:	19	2/1-3/9
Consecutive Losses:	2	3/23-24
Home Wins In a Row:	17	1/24-3/9
Road/Neutral Wins In a Row:	6	1/16-1/19
Longest Game:	4:12	Stanford (3/22)
Shortest Game:	2:00	UHH (1/19)
Most Innings:	11	Stanford (3/22)
Fewest Innings:	5.0	UHH (1/19)
Most Pitchers Used:	7	SDSU (1/26)
Largest Home Attendance:	4,155	OKLA (3/14)
Largest Road Attendance:	1,334	LBSU (1/31)
Largest Overall Attendance:	324	UHH (1/16)
Largest 3-Game Home Attendance:	STAN	10,899 (3,633 avg.)

### 2003 Arizona State Player Superlatives

#### INDIVIDUAL BATTING

At-Bats:	7	Buck (BYU; 2/7)
Runs:	5	Ethier (SDSU; 1/26)
Hits:	5	Buck (SUU; 3/7)
RBIs:	9	Larish (SDSU; 1/26)
Doubles:	3 - 2x	Guerrero (OKLA; 3/15)
Triples:	1 - 13x	Allen (STAN; 3/24)
Home Runs:	2 - 2x	West (ND; 2/22)
Grand Slams:	1 - 8x	last by Buck (SUU; 3/7)
Total Bases:	11	Buck (SUU; 3/7)
Walks:	4	West (OKLA; 3/15)
Strikeouts:	3 - 3x	Bosch/Mesa (USC; 3/28)
Hit By Pitch:	2	Pedroia (UHH; 1/17)
Sacrifice Flies:	2	Allen (UHH; 1/19)
Sacrifice Bunts:	2	Gosewisch (CSUN; 3/9)
Stolen Bases:	2 - 5x	Wyrick (WST; 3/18)
Runners LOB:	7	Wyrick (UHH; 1/17)

#### INDIVIDUAL FIELDING

Putouts:	15	Gosewisch (Utah; 3/8)
Assists (INF):	6 - 4x	Pedroia/Garrabrants (PSU; 3/2)
Assists (OF):	1 - 4x	Buck (USC; 3/30)
Errors:	2 - 5x	last Bocchi (STAN; 3/23)
Passed Balls:	1 - 7x	last Gosewisch (USC; 3/28)

#### INDIVIDUAL PITCHING

Innings Pitched:	9.0	Liebeck (LBSU; 2/1)
Runs Allowed:	8	Vaughan (UNM; 4/2)
Walks:	4	Vaughan (ND; 2/22)
Strikeouts:	9	Vaughan (UHH; 1/17)
Hits Allowed (S):	9	Thurmond (STAN; 3/24)
Fewest Hits (S):	1 - 3x	McClellan (GCU; 4/7)
Wild Pitches:	2	Schroyer (SDSU; 1/24)
Hit Batters:	4	Averill (USC; 3/29)
Balks:	1 - 11x	Averill/Schroyer (USC; 3/29)

### Team Hitting Breakdown

	Record	AVG	AB	R	H	2B	3B	HR	RBI
Home	22-5	.339	960	275	325	72	7	33	254
Neutral	3-0	.319	94	24	30	4	2	3	24
Jan.	9-1	.388	361	125	140	31	4	15	119
Feb	13-0	.319	451	130	144	22	3	18	124
March	12-5	.348	604	147	210	52	6	11	133
April	1-1	.324	74	17	24	2	0	3	15
May	0-0	.000	0	0	0	0	0	0	0
June	0-0	.000	0	0	0	0	0	0	0
Day	17-4	.330	730	213	241	47	5	31	198
Night	18-3	.364	760	206	277	60	8	16	193

### Team Pitching Breakdown

	Record	ERA	IP	H	R	ER	BB	SO
Home	22-5	3.61	244.0	248	116	98	81	246
Road	10-2	3.32	97.2	86	43	36	40	76
Neutral	3-0	3.00	27.0	26	11	9	10	21
Jan.	9-1	4.28	80.0	75	43	38	34	90
Feb.	13-0	2.54	117.0	107	45	33	41	87
March	12-5	3.69	153.2	161	69	63	51	145
April	1-1	4.50	18.0	17	13	9	5	21
May	0-0	0.00	0.0	0	0	0	0	0
June	0-0	0.00	0.0	0	0	0	0	0
Day	17-4	4.04	182.2	182	94	82	67	151
Night	18-3	2.95	186.0	178	76	61	64	192





# Sun Devil Baseball 2003

## Games With At Least One Hit

Allen	21 of 33 games
Bocchi	14 of 26 games
Bosch	15 of 30 games
Buck	33 of 41 games
Cadena	2 of 4 games
Ethier	33 of 41 games
Garrabrants	29 of 40 games
Gosewisch	14 of 26 games
Guerrero	18 of 28 games
Larish	31 of 39 games
Mesa	18 of 29 games
Pedroia	40 of 42 games
Walsh	10 of 26 games
West	21 of 38 games
Wyrick	24 of 34 games

\*must be an official at-bat to count

## Games With An RBI

Allen	17 of 33 games
Bocchi	12 of 27 games
Bosch	11 of 30 games
Buck	22 of 41 games
Cadena	1 of 4 games
Ethier	24 of 41 games
Garrabrants	24 of 40 games
Gosewisch	13 of 26 games
Guerrero	12 of 29 games
Larish	30 of 39 games
Mesa	11 of 29 games
Pedroia	20 of 42 games
Walsh	4 of 27 games
West	20 of 37 games
Wyrick	13 of 34 games

\*may reflect walk with an RBI

## Extra Base Hits

Pedroia	28
Larish	25
Garrabrants	21
Guerrero	15
West	13
Buck	13
Ethier	10
Bocchi	9
Allen	8
Wyrick	7
Mesa	6
Bosch	4
Gosewisch	3
Cadena	1
Walsh	1

## Home Run Breakdown

Total Home Runs	47
Solo Home Runs	12
2-Run Home Runs	16
3-Run Home Runs	11
Grand Slams	8
Back-to-Back	2
First Inning	4
Second Inning	1
Third Inning	7
Fourth Inning	10
Fifth Inning	6
Sixth Inning	7
Seventh Inning	7
Eighth Inning	4
Ninth Inning	1
Tenth or later	0
Pinch-Hit Home Runs	1

## Breaking Down the Bullpen:

Pitcher	2003 Season Bullpen Stats						1st Batters		Last Relief App.	IP	H	R	ER	BB	SO
	G	W-L-S	ERA	IP	H	R-ER	RI/S	Retired/Faced							
Arguello	13	1-0-0	4.40	14.1	13	10-7	3/0	9/13	4/7 vs. GCU	0.1	0	0	0	0	1
Averill	3	1-0-0	0.00	8.2	3	1-0	1/0	2/3	4/7 vs. GCU	1.0	0	0	0	0	1
Beatty	7	0-0-0	1.69	5.1	4	1-1	4/3	3/7	3/15 vs. OKLA	0.1	0	0	0	0	0
Bordes	17	1-0-0	4.15	17.1	16	8-8	23/9	11/17	4.2 vs. UNM	0.2	1	1	1	2	2
Bosch	2	0-0-0	0.00	1.0	4	1-0	3/3	0/2	4/7 vs. GCU	0.1	2	0	0	0	0
Kartler	15	0-0-0	10.61	9.1	10	11-11	13/4	8/15	4/7 vs. GCU	0.1	1	1	1	0	0
Leaf	5	0-0-0	0.00	4.2	2	0-0	0/0	5/5	3/7 vs. SUU	1.0	0	0	0	1	1
Liebeck	1	0-0-0	0.00	1.0	0	0-0	0/0	0/1	4/7 vs. GCU	1.0	1	0	0	0	1
Lopez	11	1-0-0	3.09	11.2	14	4-4	6/3	6/11	3/9 vs. CSUN	0.2	2	0	0	0	0
McClellan	14	3-0-0	5.04	25.0	24	14-14	7/5	7/14	4/2 vs. USC	4.1	3	1	1	2	5
Perrault	2	0-0	0.00	2.0	0	0-0	0/0	1/2	3/28 vs. USC	1.0	0	0	0	1	2
Schroyer	19	4-2-7	1.05	25.2	21	4-3	12/2	16/19	4/7 vs. GCU	0.1	0	0	0	0	1
Sopko	10	1-2-0	5.09	17.2	20	10-10	8/4	6/10	4/2 vs. UNM	0.1	2	1	1	0	0
Thurmond	3	1-0-0	0.00	5.0	1	0-0	0/0	3/3	2/7 vs. BYU (w)	2.0	0	0	0	0	1
Vaughan	13	3-1-0	4.96	32.2	29	22-18	15/3	11/13	3/22 vs. STAN	3.2	5	4	4	2	7

RI = Runners Inherited S = Runners Scored

## Charting The Bullpen:

Opponent	Date	W-L-S	Pitchers	Inning Entered	IP	H	R-ER	BB	SO
UHH	1/16	W	Bordes/McCl/Lopez/Beatty/Vaughan	3rd	6.2	2	0-0	4	9
UHH - 1	1/17	W/S	Vaughan/Beatty/Schroyer	3rd	7.0	6	3-3	2	13
UHH - 2	1/17	---	Lopez	7th	1.0	0	0-0	0	0
UHH	1/18	---	Bosch	8th	0.2	2	1-0	1	1
UHH - 1	1/19	---	Thurmond	4th	2.0	1	0-0	1	2
UHH - 2	1/10	W	Arguello/McClellan/Bordes/Schroyer	3rd	5.0	5	5-5	5	6
SDSU	1/24	W/S	Kartler/McClellan/Schroyer	5th	4.1	7	3-3	2	7
SDSU	1/25	W	Vaughan/Schroyer	6th	4.0	4	2-2	1	4
SDSU	1/26	---	Thurmond/Kartler/Bordes/Arguello/Lopez/Leaf	5th	4.0	8	9-9	4	8
LBSU	1/31	L	Vaughan/McClellan/Bordes/Arguello/Kartler	4th	5.0	9	11-9	4	2
LBSU	2/2	---	Vaughan/Schroyer	7th	2.1	1	0-0	0	1
BYU	2/6	W	Lopez/McClellan/Vaughan/Schroyer	5th	4.0	5	4-2	5	4
BYU	2/7	W	Thurmond/Leaf/Beatty/McClellan	5th	4.0	2	0-0	2	2
BYU	2/8	W	Vaughan/Lopez/Bordes/Schroyer	3rd	6.2	4	0-0	2	8
GU	2/14	W	Sopko	3rd	7.0	3	0-0	0	5
OKST	2/15	---	Bordes/Lopez/Kartler/Schroyer	6th	4.0	4	2-2	4	2
OSU	2/16	---	Kartler/Lopez/McClellan/Leaf/Arguello	5th	4.0	3	1-1	0	4
GU	2/17	W	Thurmond/Beatty/McClellan	3rd	7.0	9	2-2	3	4
DAY	2/21	---	Averill	8th	2.0	0	1-0	1	1
ND	2/22	---	Bordes/Schroyer	6th	3.1	2	0-0	2	6
ND	2/23	W/S	Sopko/Beatty/Lopez/Schroyer	6th	4.0	9	7-7	0	2
PSU	2/28	W	Averill/Arguello	3rd	6.2	3	0-0	0	7
PSU	3/1	---	Sopko/Beatty/Lopez/Kartler	6th	4.0	2	0-0	3	6
PSU	3/2	S	Vaughan/Bordes/Schroyer	6th	4.0	8	5-5	1	5
CSUN	3/6	---	Lopez/McClellan	7th	3.0	1	0-0	0	4
SUU	3/7	---	Arguello/Leaf	6th	2.0	0	0-0	1	3
UTAH	3/8	W/S	Vaughan/Schroyer	4th	5.1	1	0-0	0	8
CSUN	3/9	---	Bordes/Lopez/Kartler/McClellan	6th	4.0	3	0-0	3	3
OKLA	3/14	L	Vaughan/Bordes/McClellan/Sopko/Schroyer	6th	3.2	3	3-1	4	4
OKLA	3/15	---	Kartler/Sopko/Beatty/Arguello	6th	3.2	2	0-0	0	6
OKLA	3/16	---	Vaughan/Bordes/Arguello	6th	4.0	4	1-1	0	5
Wichita St.	3/18	W	Vaughan/Arguello/Sopko/Schroyer	4th	6.0	5	2-0	3	9
Wichita St.	3/19	---	Sopko/Bordes/Kartler	2nd	8.0	5	2-2	2	6
Stanford	3/22	W	Vaughan/Kartler/Schroyer	4th	7.0	6	4-4	2	9
Stanford	3/23	L	Sopko/McClellan/Perrault/Bordes/Schroyer	2nd	7.0	9	6-6	2	7
Stanford	3/24	L	Kartler/Sopko/Bordes/Arguello	7th	2.1	4	2-2	1	1
USC	3/28	W	Bordes/Arguello/Kartler/Perrault	5th	4.1	1	0-0	4	5
USC	3/29	L	Schroyer/Kartler	7th	2.2	4	1-1	2	0
USC	3/30	W/S	Bordes/McClellan/Kartler/Arguello/Schroyer	5th	4.1	9	4-4	3	0
N. Mexico	4/2	---	Sopko/McClellan/Bordes	4th	5.1	6	3-3	4	7
Grand Canyon	4/7	---	Too many to list (7)	6th	4.0	4	1-1	0	4

## Starters vs. The Bullpen

		W-L	IP	H	R	ER	BB	SO
Starting Pitchers	3.32 ERA	18-2	184.1	194	84	68	52	149
		W-L-S	IP	H	R	ER	BB	SO
Relief Pitchers	3.66 ERA	17-5-7	184.1	166	86	75	79	194



# Sun Devil Baseball 2003

## Sun Devil Pitchers -- Career Game-by-Game

### Carlos Arguello • LHP • #48

2003	Opp.	S/R	W/L	IP	H	R	ER	BB-SO
1/19	UHH - 2	R	---	1.0	3	4	2	0-1
1/26	SDSU	R	---	0.2	1	1	1	0-0
1/31	@ LBSU	R	---	1.0	2	3	1	0-0
2/16	OSU	R	---	1.0	1	0	0	0-2
2/28	PSU	R	---	1.0	0	0	0	0-1
3/7	SUU	R	---	1.0	0	0	0	0-2
3/15	Oklahoma	R	---	1.0	0	0	0	0-2
3/16	Oklahoma	R	---	2.0	2	0	0	0-2
3/18	Wichita St.	R	---	0.1	0	1	0	1-0
3/24	Stanford	R	---	1.2	0	0	0	0-1
3/28	USC	R	---	2.1	1	0	0	3-2
3/30	USC	R	W	1.0	3	1	1	0-0
4/7	GCU	R	---	0.1	0	0	0	0-1
<b>Season Totals: 13 0-0 14.1 12 10 7 5-13</b>								

2002	Opp.	S/R	W/L	IP	H	R	ER	BB-SO
2/16	@ FSU	R	---	3.0	1	0	0	1-3
3/22	@ ARIZ	R	---	1.0	1	0	0	0-0
3/28	WASH	R	---	1.1	2	1	1	1-1
3/30	WASH	S	W	3.1	5	2	2	0-1
4/7	@ WSU	R	---	2.0	3	0	0	0-2
4/20	Cal	R	---	3.0	3	0	0	1-2
4/30	NMSU	R	---	1.0	0	0	0	0-2
5/10	@ STAN	R	L	2.0	2	2	2	1-2
5/14	PORT	S	W	4.0	3	0	0	2-3
5/19	USC	R	W	5.0	4	2	1	0-3
5/24	OSU	R	---	2.0	0	0	0	1-2
5/26	OSU	R	---	0.2	5	2	2	0-0
5/31	USD	R	W	2.0	1	0	0	0-1
6/1	USD	S	W	9.0	7	1	1	2-7
<b>Season Totals: 14 5-1 39.1 37 10 9 9-29</b>								

### Erik Averill • LHP • #45

2003	Opp.	S/R	W/L	IP	H	R	ER	BB-SO
1/18	@ UHH	S	W	7.1	1	2	0	1-7
1/26	SDSU	S	W	4.0	1	0	0	0-4
2/2	@ LBSU	S	W	6.2	6	2	0	1-1
2/8	BYU	S	---	2.1	6	4	4	1-1
2/17	Gonzaga	S	---	2.0	4	3	3	2-2
2/21	Dayton	R	---	2.0	0	1	0	1-1
2/28	PSU	R	W	5.2	3	0	0	0-6
3/6	CSUN	S	W	6.0	7	2	2	1-5
3/16	Oklahoma	S	W	5.0	3	1	0	2-3
3/22	Stanford	S	---	4.0	7	2	2	0-5
3/29	USC	S	---	6.0	7	5	5	0-3
4/7	GCU	R	---	1.0	0	0	0	0-1
<b>Season Totals: 12 6-0 52.0 45 22 16 9-39</b>								

### Chris Beatty • LHP • #55

2003	Opp.	S/R	W/L	IP	H	R	ER	BB-SO
1/16	UHH	R	---	1.0	0	0	0	1-2
1/17	UHH - 1	R	---	0.0	2	0	0	0-0
2/7	BYU	R	---	1.0	0	0	0	0-1
2/17	Gonzaga	R	---	2.0	1	0	0	0-1
2/23	ND	R	---	0.0	0	1	1	0-0
3/1	PSU	R	---	1.0	1	0	0	2-2
3/15	Oklahoma	R	---	0.1	0	0	0	0-0
3/19	Wichita St.	S	L	1.0	3	4	4	2-2
<b>Season Totals: 8 0-1 6.1 7 5 5 5-8</b>								

### Brett Bordes • LHP • #49

2003	Opp.	S/R	W/L	IP	H	R	ER	BB-SO
1/16	UHH	R	---	1.2	0	0	0	2-2
1/19	UHH - 2	R	---	1.0	1	1	1	1-1
1/26	SDSU	R	---	0.1	1	0	0	1-0
1/31	@ LBSU	R	---	0.1	2	1	1	0-0
2/8	BYU	R	---	1.1	0	0	0	0-3
2/15	Okla. State	R	---	2.0	2	1	1	3-2
2/22	ND	R	---	2.1	1	0	0	2-3
3/2	PSU	R	---	0.2	2	0	0	0-2
3/9	CSUN	R	---	2.0	0	0	0	1-1
3/14	Oklahoma	R	---	1.0	1	0	0	1-1
3/16	Oklahoma	R	---	1.0	1	1	1	0-2
3/19	Wichita St.	R	---	1.0	1	2	2	1-0
3/23	Stanford	R	---	1.0	0	0	0	0-0
3/24	Stanford	R	---	0.1	1	0	0	1-0
3/28	USC	R	W	0.1	0	0	0	0-0
3/30	USC	R	---	0.1	2	1	1	1-0
4/2	N. Mexico	R	---	0.2	1	1	1	2-2
<b>Season Totals: 17 1-0 17.1 16 8 8 16-19</b>								

### Ryan Bosch • RHP • #31

2003	Opp.	S/R	W/L	IP	H	R	ER	BB-SO
1/18	UHH	R	---	0.2	2	1	0	1-1
4/7	GCU	R	---	0.1	2	0	0	0-0
<b>Season Totals: 2 0-0 1.0 4 1 0 1-1</b>								

### Bryce Kartler • LHP • #27

2003	Opp.	S/R	W/L	IP	H	R	ER	BB-SO
1/19	UHH - 2	S	---	2.0	0	0	0	0-4
1/24	SDSU	R	---	0.0	1	2	2	1-0
1/26	SDSU	R	---	0.2	4	7	7	3-1
1/31	@ LBSU	R	---	1.0	0	0	0	1-0
2/15	Okla. State	R	---	0.1	0	0	0	0-0
2/16	OSU	R	---	0.2	0	0	0	1-1
3/1	PSU	R	---	1.0	0	0	0	1-2
3/9	CSUN	R	---	0.1	0	0	0	1-1
3/15	Oklahoma	R	---	1.1	1	1	1	0-3
3/19	Wichita St.	R	---	2.0	1	0	0	0-4
3/22	Stanford	R	---	0.1	0	0	0	0-0
3/24	Stanford	R	---	0.1	1	0	0	0-0
3/28	USC	R	---	0.2	0	0	0	0-1
3/29	USC	R	---	0.1	1	0	0	0-0
3/30	USC	R	---	0.0	0	0	0	1-0
4/7	GCU	R	---	0.1	1	1	1	0-0
<b>Season Totals: 15 0-0 11.1 10 11 11 9-17</b>								

2002	Opp.	S/R	W/L	IP	H	R	ER	BB-SO
2/2	ORU	S	---	5.0	4	4	3	2-6
2/10	TENN	S	W	6.2	2	1	0	6-9
2/17	@ FSU	S	---	6.1	3	3	3	3-6
2/24	CSF	S	---	5.1	5	5	3	2-3
3/3	LMU	S	W	6.1	4	3	2	4-5
3/10	OKST	S	---	5.0	4	2	2	3-6
3/17	OKLA	S	L	5.2	10	3	3	3-6
3/24	@ ARIZ	S	L	4.0	7	8	7	5-5
3/28	WASH	R	L	0.0	1	2	2	0-0
4/6	@ WSU	S	---	3.1	3	5	4	3-2
4/13	@ UCLA	S	L	4.1	3	5	4	2-1
4/19	Cal	R	---	1.0	1	1	1	0-3
4/21	Cal	R	---	3.0	3	1	1	1-1
4/26	@ ND	R	---	0.0	0	1	1	0-0
5/12	@ STAN	R	---	0.1	0	0	0	0-1
5/15	PORT	R	---	1.2	1	0	0	0-2
5/18	USC	R	---	1.0	2	2	2	2-0
5/24	OSU	R	W	2.0	1	1	1	0-0
5/25	OSU	R	W	1.2	1	0	0	1-0
<b>Season Totals: 18 4-4 63.2 55 46 38 37-56</b>								

2001	Opp.	S/R	W/L	IP	H	R	ER	BB-SO
2/1	S. Utah	R	---	0.1	0	0	0	0-1
2/3	S. Utah	R	---	0.1	0	0	0	0-0
2/10	Duke	R	---	0.1	2	1	1	1-0
2/17	Creighton	R	---	0.2	0	0	0	0-0
2/23	@ CSF	R	S	1.0	0	0	0	0-2
3/2	LSU	R	---	1.2	3	2	0	1-3
3/4	LSU	R	---	3.0	4	2	2	0-2
3/10	S. Florida	R	---	3.1	2	0	0	2-4
3/16	@ Cal	R	S	3.0	0	0	0	1-3
3/26	@ OSU	R	---	3.0	5	4	3	2-3
4/1	Stanford	R	---	1.0	4	3	3	0-1
4/7	@ USC	R	---	0.1	0	1	1	1-0
4/9	@ CSF	R	---	2.1	4	4	4	2-1
4/14	WSU	R	---	1.0	2	1	1	1-0
4/19	@ ORU	R	---	2.2	2	2	2	0-1
4/23	Gonzaga	R	S	0.1	1	0	0	0-1
4/29	@ Tenn	S	---	3.0	3	2	2	1-1
5/16	@ Nevada	S	---	3.1	4	2	2	2-3
5/19	UCLA	R	---	0.2	0	0	0	2-1
5/20	UCLA	R	S	2.0	4	3	3	2-4
5/26	Texas Tech	R	---	4.1	6	4	1	1-8
<b>Season Totals: 22 0-0-4 39.0 47 31 25 21-41</b>								

2000	Opp.	S/R	W/L	IP	H	R	ER	BB-SO
3/4	Arizona	R	---	2.0	1	0	0	0-4
3/16	Maine	R	---	1.0	0	0	0	1-2
3/17	Maine	R	---	1.1	3	1	1	1-0
3/26	@ Cal	R	---	1.0	2	0	0	1-0
4/8	Oregon St.	R	---	0.2	1	1	0	0-1
4/21	UCLA	R	---	3.2	2	1	1	2-2
4/25	@ Okla.	R	---	1.1	2	2	2	5-0
4/29	@ USC	R	L	1.1	4	4	4	2-1
5/12	UW	R	S	4.0	7	5	4	2-9
<b>Season Totals: 9 0-1-1 16.1 22 14 12 14-19</b>								

### Matt Leaf • RHP • #22

2003	Opp.	S/R	W/L	IP	H	R	ER	BB-SO
1/17	UHH - 1	S	---	2.0	3	2	2	2-0
1/26	SDSU	R	---	1.0	0	0	0	0-2
2/7	BYU	R	---	1.0	1	0	0	0-0
2/16	OSU	R	---	1.0	1	0	0	0-1
3/7	SUU	R	---	1.0	0	0	0	1-1
4/7	GCU	R	---	0.2	0	0	0	0-0
<b>Season Totals: 6 0-0 6.2 5 2 2 3-4</b>								

### Javy Lopez • RHP • #3

2003	Opp.	S/R	W/L	IP	H	R	ER	BB-SO
1/16	UHH	R	---	1.0	2	0	0	0-2
1/17	UHH - 2	R	---	1.0	0	0	0	0-0
1/26	SDSU	R	---	1.1	2	1	1	0-2
2/6	BYU	R	---	1.0	1	0	0	0-1
2/8	BYU	R	---	1.2	2	0	0	1-0
2/15	Okla. State	R	---	0.2	1	1	1	1-0
2/16	OSU	R	---	0.1	0	0	0	0-0
2/23	ND	R	W	1.0	2	2	2	0-0
3/1	PSU	R	---	1.0	1	0	0	0-0
3/6	CSUN	R	---	2.0	1	0	0	0-1
3/9	CSUN	R	---	0.2	2	0	0	0-0
Season Totals:			11	1-0	11.2	15	4	2-6

# Sun Devil Baseball 2003

## Sun Devil Pitchers -- Career Game-by-Game

3/8	UNLV	S	W	7.0	4	0	0	0-10
3/12	NMSU	R	---	2.1	2	2	2	0-6
3/16	OKLA	S	W	8.0	7	4	4	3-8
3/22	@ ARIZ	S	---	3.2	4	4	4	5-1
3/28	WASH	S	---	6.0	7	4	4	2-3
4/1	@ UNLV	S	---	3.0	4	4	4	3-1
4/7	@ WSU	S	W	7.0	9	4	4	3-8
4/14	@ UCLA	S	W	8.0	4	2	2	6-4
4/21	Cal	S	L	4.0	5	5	2	2-3
4/26	@ ND	S	L	4.1	6	6	5	3-5
5/12	@ STAN	S	L	7.1	6	3	3	4-4
5/18	USC	S	---	6.0	3	2	1	4-5
5/25	OSU	S	---	4.0	8	6	6	1-5
6/2	UH	S	L	3.1	8	5	3	1-2
Season Totals:				31	7-6-1	97.0	94 59 51	51-91

### Josh Perrault • RHP • #38

2003	Opp.	S/R	W/L	IP	H	R	ER	BB-SO
3/23	Stanford	R	---	1.0	0	0	0	0-1
3/28	USC	R	---	1.0	0	0	0	1-2
Season Totals:				2	0-0	2.0	0 0 0	1-3

2002	Opp.	S/R	W/L	IP	H	R	ER	BB-SO
2/1	S. Utah	R	---	0.1	0	0	0	0-0
2/17	@ FSU	S	---	0.2	0	0	0	0-0
3/24	@ ARIZ	R	---	1.0	2	1	1	0-0
4/1	@ UNLV	R	---	1.1	3	1	0	0-1
4/6	@ WSU	R	---	0.1	3	1	1	1-0
4/19	Cal	R	---	2.0	2	0	0	0-3
4/21	Cal	R	---	1.2	3	1	1	0-1
5/15	PORT	S	---	2.0	5	3	3	1-3
5/18	USC	R	---	1.0	2	2	2	1-0
Season Totals:				9	0-0	10.1	17 9 8	3-9

### Ryan Schroyer • RHP • #12

2003	Opp.	S/R	W/L	IP	H	R	ER	BB-SO
1/17	@ UHH - 1	R	S	2.1	1	0	0	1-4
1/19	@ UHH - 2	R	---	1.0	0	0	0	0-2
1/24	SDSU	R	S	1.0	1	0	0	0-2
1/25	SDSU	R	W	0.2	1	0	0	0-1
2/2	@ LBSU	R	S	1.0	1	0	0	0-1
2/6	BYU	R	W	0.1	0	0	0	0-0
2/8	BYU	R	W	2.0	1	0	0	1-3
2/15	Okla. State	R	---	1.0	1	0	0	0-0
2/22	ND	R	---	1.0	1	0	0	0-3
2/23	ND	R	S	3.0	3	0	0	0-2
3/2	PSU	R	S	1.1	1	0	0	0-3
3/8	Utah	R	S	1.0	0	0	0	0-3
3/14	Oklahoma	R	---	0.2	0	0	0	0-0
3/18	Wichita St.	R	---	1.0	1	1	0	2-0
3/22	Stanford	R	W	3.0	1	0	0	0-2
3/23	Stanford	R	L	1.0	2	1	1	0-0
3/29	USC	R	L	2.1	3	1	1	2-0
3/30	USC	R	S	1.2	3	1	1	0-0
4/7	GCU	R	---	0.1	0	0	0	0-1
Season Totals:				19	4-2-7	25.2	21 4 3	6-27

2002	Opp.	S/R	W/L	IP	H	R	ER	BB-SO
2/1	S. Utah	S	---	6.2	3	0	0	3-11
2/8	Tennessee	S	---	5.2	7	4	3	3-8
2/15	@ FSU	S	L	3.1	8	5	5	5-3
2/22	CSF	S	---	4.0	3	1	1	4-3
3/3	LMU	R	---	1.0	2	1	1	1-3
3/9	SJU	R	---	1.0	0	0	0	0-2
3/10	OKST	R	---	1.0	0	0	0	0-3
3/12	NMSU	R	---	0.2	0	0	0	2-2
3/16	OKLA	R	S	1.0	0	0	0	1-2
3/17	OKLA	R	---	1.1	0	0	0	0-1
3/22	@ ARIZ	R	S	1.0	0	0	0	0-3
3/23	@ ARIZ	R	S	2.0	1	0	0	1-1
3/30	WASH	R	---	2.0	1	0	0	1-4
4/1	@ UNLV	R	---	0.2	0	1	0	1-0
4/6	@ WSU	R	W	3.0	3	0	0	0-3
4/12	@ UCLA	R	W	4.0	1	0	0	3-5
4/20	Cal	R	W	3.0	2	1	1	2-3
4/24	@ OKLA	R	S	1.0	0	0	0	0-1
5/11	@ STAN	R	S	4.0	7	2	2	4-3
5/15	PORT	R	---	1.0	1	0	0	1-2
5/17	USC	R	S	2.0	1	1	1	0-2
5/24	OSU	R	---	1.0	0	0	0	0-1
5/26	OSU	R	S	3.1	3	0	0	0-3
5/31	USD	R	S	2.0	1	0	0	1-4
6/2	UH	R	---	5.0	6	2	2	2-2
Season Totals:				25	4-1-8	60.2	50 18 16	35-75

2001	Opp.	S/R	W/L	IP	H	R	ER	BB-SO
2/3	S. Utah	S	W	4.2	5	0	0	0-9
2/10	Duke	S	W	5.0	1	0	0	4-5
2/17	St. Mary's	S	L	3.1	4	4	4	1-4
3/3	LSU	R	---	0.2	1	2	2	1-0
3/10	S. Florida	R	---	1.0	0	0	0	0-2
3/11	S. Florida	R	---	1.0	0	0	0	1-0
3/18	@ Cal	R	---	0.2	2	3	3	2-1
3/26	@ OSU	R	---	0.1	2	2	2	0-1
4/1	Stanford	S	---	3.1	2	1	1	3-3
4/6	@ USC	S	L	2.1	6	6	6	2-1
4/14	WSU	S	---	2.0	1	2	2	2-3
4/19	@ ORU	S	---	3.0	2	0	0	5-0
5/26	@ Fullerton	R	---	1.0	2	3	3	1-0
Season Totals:				13	2-2	28.1	28 23 23	22-29

### Mark Sopko • RHP • #41

2003	Opp.	S/R	W/L	IP	H	R	ER	BB-SO
1/16	UHH	S	---	2.1	2	0	0	2-4
1/19	UHH	S	W	3.0	1	0	0	0-2
1/24	SDSU	S	---	4.2	6	2	2	1-4
1/31	LBSU	S	---	3.0	5	0	0	0-2
2/6	BYU	S	---	4.0	4	1	1	1-2
2/14	Gonzaga	R	W	7.0	3	0	0	0-5
2/23	ND	R	---	0.0	4	4	4	0-0
3/1	PSU	R	---	1.0	0	0	0	0-2
3/7	SUU	S	W	5.0	5	0	0	1-4
3/14	Oklahoma	R	L	0.2	1	1	1	0-0
3/15	Oklahoma	R	---	1.0	1	0	0	0-1
3/18	Wichita St.	R	---	0.2	1	0	0	0-2
3/19	Wichita St.	R	---	5.0	3	0	0	1-2
3/23	Stanford	R	---	2.0	3	2	2	1-3
3/24	Stanford	R	L	0.0	2	2	2	0-0
4/2	N. Mexico	R	---	0.1	2	1	1	0-0
Season Totals:				16	3-2	39.2	43 13 13	7-33

2002	Opp.	S/R	W/L	IP	H	R	ER	BB-SO
1/31	OSU	R	---	1.0	0	0	0	0-1
2/3	S. Utah	R	---	0.2	0	0	0	0-0
2/10	TENN	R	---	1.1	3	3	2	1-1
2/15	@ FSU	R	---	1.2	1	1	1	1-1
2/22	CSF	R	---	1.2	1	0	0	0-1
3/3	LMU	R	---	0.2	0	0	0	0-0
3/5	NMSU	R	S	2.0	2	1	1	1-1
3/9	SJU	R	---	1.0	1	0	0	0-1
3/12	NMSU	R	L	0.0	1	1	1	1-0
3/17	OKLA	R	---	2.0	3	4	4	3-3
3/22	@ ARIZ	R	W	2.0	1	0	0	1-1
3/28	WASH	R	---	0.0	2	3	3	1-0
3/30	WASH	R	---	2.2	2	2	2	1-1
4/5	@ WSU	R	---	2.0	3	1	1	0-0
4/14	@ UCLA	R	---	1.0	1	0	0	0-0
4/20	Cal	R	---	1.0	0	0	0	1-2
4/21	Cal	R	---	0.1	0	0	0	0-1
4/24	@ OKLA	R	W	2.2	1	0	0	2-0
4/26	@ ND	R	---	3.2	3	2	1	2-2
5/10	@ STAN	R	---	1.0	1	0	0	0-1
5/12	@ STAN	R	---	0.1	0	0	0	0-1
5/18	USC	R	L	1.0	1	3	3	1-2
5/25	OSU	R	---	0.2	0	0	0	0-2
5/31	USD	R	---	2.0	1	0	0	0-0
6/2	UH	R	---	0.2	2	1	1	0-1
Season Totals:				25	2-2-1	33.0	30 22 20	16-23

### Ben Thurmond • RHP • #40


2003	Opp.	S/R	W/L	IP	H	R	ER	BB-SO
1/19	UHH	R	---	2.0	1	0	0	1-2
1/26	SDSU	R	---	1.0	0	0	0	0-2
2/7	BYU	R	W	2.0	0	0	0	0-1
2/14	Gonzaga	S	---	2.0	5	4	2	0-1
2/17	Gonzaga	R	W	3.0	4	0	0	0-2
2/23	ND	S	---	5.0	4	1	1	0-4
3/2	PSU	S	W	5.0	3	2	1	1-3
3/8	Utah	S	---	3.2	6	4	4	2-8
3/14	Oklahoma	S	---	5.1	6	3	3	0-6
3/24	Stanford	S	---	6.2	9	2	2	0-5
3/30	USC	S	---	4.2	3	1	1	3-0
Season Totals:				11	3-0	40.1	41 17 14	7-34

### Beau Vaughan • RHP • #26

2003	Opp.	S/R	W/L	IP	H	R	ER	BB-SO
1/16	UHH	R	---	1.0	0	0	0	0-3
1/17	UHH - 1	R	W	4.2	3	3	3	1-9
1/25	SDSU	R	---	3.1	3	2	2	1-3
1/31	@ LBSU	R	L	1.2	3	4	4	1-1
2/2	@ LBSU	R	---	1.1	0	0	0	0-0
2/6	BYU	R	---	2.2	3	2	0	2-1
2/8	BYU	R	---	1.2	1	0	0	0-2
2/15	Okla. State	S	W	5.0	5	1	1	2-8
2/22	ND	S	W	5.2	4	3	1	4-6
3/2	PSU	R	---	2.0	5	5	5	1-0
3/8	Utah	R	W	4.1	1	0	0	0-5
3/14	Oklahoma	R	---	1.1	1	2	0	1-3
3/16	Oklahoma	R	---	1.0	1	0	0	0-1
3/18	Wichita St.	R	W	4.0	3	0	0	0-7
3/22	Stanford	R	---	3.2	5	4	4	2-7
3/28	USC	S	---	4.2	8	4	4	1-3
4/2	N. Mexico	S	L	3.2	6	8	5	1-3
Season Totals:				16	5-2	51.2	52 38 27	18-62



# Sun Devil Baseball 2003



## Sun Devil Miscellaneous Hitting Statistics

Stats By Position			Stats By Order			Record By Margin				Big Innings	
Pos.	HR	RBI	Pos.	HR	RBI	No.	Total	H	A	Runs	No.
C	2	38	1	3	30	1R	3-3	3-2	0-1	2	38
1B	13	72	2	3	40	2R	5-1	3-1	2-0	3	26
2B	5	40	3	8	55	3R	1-1	0-1	1-0	4	18
3B	3	38	4	7	41	4R	3-1	1-1	2-0	5	8
SS	3	30	5	10	55	5R	2-0	0-0	2-0	6	6
LF	5	36	6	2	39	6R	1-1	1-0	0-1	7	4
CF	3	38	7	8	49	7R	3-0	2-0	1-0	8	2
RF	2	40	8	2	46	8R	3-0	3-0	0-0	9	2
DH	10	39	9	5	39	9R	2-0	1-0	1-0	10+	0
PH	1	14	Tot.	47	391	10+R	12-0	8-0	4-0	Tot.	104
Tot.	47	391				Tot.	35-7	22-5	13-2		

*'A' includes neutral*

## How the Sun Devils Have Scored:

0-Out Runs	1-Out Runs	2-Out Runs	Total Runs	Two-Out RBI
91	154	173	419	140

## Home Runs By ASU (47)

Player	Date	Opp.	Pitcher	Runners
Bocchi	1/16	UHH	Shimabuku	3-Run HR
West	1/17	UHH	Zimmerman	Solo HR
Wyrick	1/17	UHH (2)	Vernon	2-Run HR
Larish	1/18	UHH	Lockett	2-Run HR
Ethier	1/18	UHH	Lockett	2-Run HR
West	1/18	UHH	Usui	Solo HR
Bosch	1/18	UHH	Daugherty	Grand Slam
Larish	1/19	UHH (1)	Inaba	3-Run HR
Allen	1/19	UHH (2)	Ebbs	3-Run HR
Pedroia	1/24	SDSU	Pace	2-Run HR
West	1/25	SDSU	Carque	Solo HR
Larish	1/25	SDSU	Hartshorn	Solo HR
Larish	1/26	SDSU	Lindsey	2-Run HR
Garrabrants	1/26	SDSU	Lindsey	Grand Slam
Larish	1/26	SDSU	Coon	Grand Slam
Buck	2/6	BYU	Mousser	Solo HR
Garrabrants	2/6	BYU	Mousser	2-Run HR
West	2/7	BYU	Bergeron	Solo HR
Larish	2/7	BYU	Garcia	Solo HR
Mesa	2/7	BYU	Garcia	2-Run HR
Bocchi	2/8	BYU	Gravley	3-Run HR
Larish	2/8	BYU	Gravley	Solo HR
Garrabrants	2/16	OSU	Koller	3-Run HR
Pedroia	2/16	OSU	Koller	Solo HR
Allen	2/16	OSU	Koller	3-Run HR
Garrabrants	2/17	GU	White	Grand Slam
Allen	2/17	GU	White	2-Run HR
Larish	2/22	ND	Ogilvie	Grand Slam
West	2/22	ND	Vergara	2-Run HR
West	2/22	ND	Vergara	Grand Slam
West	2/23	ND	Gagne	2-Run HR
Larish	2/28	PSU	Stidfole	Grand Slam
Guerrero	2/28	PSU	Wingard	3-Run HR
Bosch	3/1	PSU	Cline	2-Run HR
Larish	3/2	PSU	Farrell	3-Run HR
Buck	3/7	SUU	Bunker	Grand Slam
West	3/9	CSUN	Jean	2-Run HR
Larish	3/9	CSUN	Hochgesang	3-Run HR
West	3/14	OKLA	Roberts	2-Run HR
Allen	3/14	OKLA	Roberts	2-Run HR
Garrabrants	3/23	STAN	McCally	2-Run HR
Ethier	3/23	STAN	O'Hagan	3-Run HR
Larish	3/30	USC	Olsen	Solo HR
Guerrero	3/30	USC	Olsen	Solo HR
Larish	4/2	UNM	Smith	2-Run HR
Pedroia	4/2	UNM	Smith	Solo HR
Garrabrants	4/7	GCU	Michael	3-Run HR

## Home Runs By Opponents (22)

Player	Date	Team	Pitcher	Runners
Stephens	1/26	SDSU	Arguello	Solo HR
Itri	2/6	BYU	Sopko	Solo HR
Itri	2/7	BYU	Liebeck	Solo HR
Jacobsen	2/7	BYU	Liebeck	2-Run HR
Andres	2/22	ND	Vaughan	Solo HR
Rizzo	2/23	ND	Thurmond	Solo HR
Macri	2/23	ND	Lopez	2-Run HR
Harter	3/1	PSU	McClellan	Solo HR
Harter	3/2	PSU	Vaughan	2-Run HR
Simpson	3/6	CSUN	Averill	Solo HR
Jordanson	3/8	Utah	Thurmond	2-Run HR
Wyman	3/14	OKLA	Thurmond	Solo HR
Yaconetti	3/14	OKLA	Thurmond	2-Run HR
Yaconetti	3/15	OKLA	Kartler	Solo HR
Wyman	3/16	OKLA	Bordes	Solo HR
Moffitt	3/19	WST	Bordes	2-Run HR
Moon	3/29	USC	Averill	Solo HR
S. Gordon	3/29	USC	Averill	2-Run HR
Lunetta	3/30	USC	McClellan	Solo HR
Bonovich	3/30	USC	Arguello	Solo HR
Salas	4/2	UNM	Vaughan	2-Run HR
Kaats	4/7	GCU	McClellan	Solo HR

## Series Pitching Breakdown:

	W-L	ERA	IP	H	R	ER	BB	S.O
Hawai'i-Hilo	6-0	2.40	45.0	30	15	12	21	55
SDSU	3-0	5.67	27.0	31	17	17	9	29
LBSU	2-1	3.12	26.0	24	13	9	6	10
BYU	3-0	3.33	27.0	28	15	10	14	23
Tourney-1	3-0	3.00	27.0	26	11	9	10	21
DAY/ND	3-0	3.00	27.0	24	12	9	9	25
PSU	3-0	2.33	27.0	25	8	7	8	27
Tourney-2	4-0	2.12	34.0	28	8	8	9	39
Oklahoma	2-1	2.67	27.0	27	11	8	7	28
Wichita St.	1-1	3.00	18.0	16	8	6	10	21
STAN	1-2	5.70	30.0	39	19	19	5	27
USC	2-1	5.06	26.2	31	15	15	13	11
CAL								
UCLA								
WSU								
OSU								
WASH								
ARIZ								

## Series Batting Breakdown:

	AVG	AB	R	H	RBI	2B-3B-HR	BB-SO
Hawai'i-Hilo	.439	221	85	97	82	23-4-9	33-19
SDSU	.298	104	35	31	33	7-0-6	24-11
LBSU	.245	102	12	25	11	3-0-0	10-26
BYU	.343	108	29	37	28	5-0-7	22-18
Tourney-1	.319	94	24	30	24	4-2-3	22-19
DAY/ND	.336	110	40	37	37	5-0-4	30-10
PSU	.380	100	36	38	30	10-2-4	26-7
Tourney-2	.420	143	47	60	44	19-2-3	15-19
Oklahoma	.340	106	25	36	23	13-0-2	15-16
Wichita St.	.318	66	12	21	10	4-1-0	10-10
STAN	.265	113	17	30	17	6-2-2	10-23
USC	.363	113	23	41	20	5-0-2	26-21
CAL							
UCLA							
WSU							
OSU							
WASH							
ARIZ							

## Pinch-Hitting Statistics:

Player	AB	AVG	H	2B	3B	HR	RBI
Larish	1	1.000	1	0	0	0	0
Buck	1	1.000	1	0	0	0	1
Garrabrants	4	.500	2	1	0	1	4
Allen	4	.500	2	1	0	0	0
Walsh	20	.350	7	1	0	0	4
Wyrick	9	.333	3	0	0	0	0
Guerrero	16	.312	5	0	1	0	4
Bosch	4	.250	1	0	0	0	0
Mesa	1	.000	0	0	0	0	1
Kartler	6	.000	0	0	0	0	0
Schoenberger	2	.000	0	0	0	0	0
West	3	.000	0	0	0	0	0
Bocchi	3	.000	0	0	0	0	0
Cadena	2	.000	0	0	0	0	1
Team Totals:	76	.289	22	3	1	1	14





# Sun Devil Baseball 2003

## Starting Lineups By Batting Order


Date	Opponent	No. (Time)	Record	1	2	3	4	5	6	7	8	9
1/16	Hawaii-Hilo	1 (1)	1-0	Pedroia	Buck	Larish	Allen	Ethier	West	Mesa	Bocchi	Garrabrants
1/17	Hawaii-Hilo	1 (2)	2-0	Pedroia	Buck	Larish	Allen	Ethier	West	Mesa	Bocchi	Garrabrants
1/17	Hawaii-Hilo	2 (1)	1-0	Pedroia	Buck	Ethier	West	Larish	Allen	Bocchi	Wyrick	Walsh
1/18	Hawaii-Hilo	3 (1)	1-0	Pedroia	Buck	Ethier	West	Larish	Mesa	Allen	Gosewisch	Garrabrants
1/19	Hawaii-Hilo	4 (1)	1-0	Pedroia	Buck	Ethier	West	Larish	Wyrick	Bosch	Gosewisch	Walsh
1/19	Hawaii-Hilo	5 (1)	1-0	Pedroia	Buck	Ethier	West	Larish	Guerrero	Allen	Bocchi	Walsh
1/24	SDSU	6 (1)	1-0	Pedroia	Buck	Ethier	West	Larish	Allen	Mesa	Bocchi	Garrabrants
1/25	SDSU	7 (1)	1-0	Pedroia	Buck	Ethier	West	Larish	Allen	Wyrick	Gosewisch	Garrabrants
1/26	SDSU	8 (1)	1-0	Pedroia	Buck	Ethier	West	Larish	Mesa	Allen	Bocchi	Garrabrants
1/31	LBSU	9 (1)	0-1	Walsh	Pedroia	Ethier	Larish	Allen	Buck	Wyrick	Bocchi	Garrabrants
2/1	LBSU	10 (1)	1-0	Pedroia	Buck	Ethier	Larish	Bosch	Mesa	Allen	Bocchi	Garrabrants
2/2	LBSU	11 (1)	1-0	Pedroia	Buck	Larish	Ethier	West	Bosch	Wyrick	Gosewisch	Garrabrants
2/6	BYU	12 (1)	1-0	Pedroia	Buck	Larish	Ethier	Allen	Wyrick	Bosch	Gosewisch	Garrabrants
2/7	BYU	13 (1)	1-0	Pedroia	Buck	Larish	Ethier	West	Mesa	Bosch	Bocchi	Garrabrants
2/8	BYU	14 (1)	1-0	Pedroia	Buck	Larish	Ethier	West	Guerrero	Bosch	Bocchi	Garrabrants
2/14	Gonzaga	15 (1)	1-0	Pedroia	Buck	Larish	Ethier	West	Wyrick	Bosch	Gosewisch	Garrabrants
2/15	OK State	16 (1)	1-0	Pedroia	Buck	Larish	Ethier	West	Mesa	Allen	Bocchi	Garrabrants
2/16	OSU	17 (1)	1-0	Pedroia	Wyrick	Larish	Ethier	Garrabrants	Allen	Guerrero	Bocchi	Bosch
2/17	Gonzaga	18 (1)	1-0	Pedroia	Buck	Larish	Ethier	Garrabrants	Mesa	Allen	Gosewisch	Bosch
2/21	Dayton	19 (1)	1-0	Pedroia	Buck	Larish	Ethier	Garrabrants	Mesa	Allen	Bocchi	Bosch
2/22	Notre Dame	20 (1)	1-0	Pedroia	Buck	Larish	Ethier	Garrabrants	Mesa	West	Bocchi	Bosch
2/23	Notre Dame	21 (1)	1-0	Pedroia	Buck	Larish	West	Ethier	Mesa	Garrabrants	Gosewisch	Bosch
2/28	Penn State	22 (1)	1-0	Pedroia	Buck	Larish	West	Ethier	Garrabrants	Mesa	Bocchi	Bosch
3/1	Penn State	23 (1)	1-0	Pedroia	Buck	Larish	West	Ethier	Garrabrants	Mesa	Gosewisch	Bosch
3/2	Penn State	22 (2)	2-0	Pedroia	Buck	Larish	West	Ethier	Garrabrants	Mesa	Bocchi	Bosch
3/6	Northridge	24 (1)	1-0	Pedroia	Buck	Larish	West	Ethier	Mesa	Garrabrants	Bocchi	Bosch
3/7	S. Utah	25 (1)	1-0	Pedroia	Buck	Larish	West	Ethier	Mesa	Garrabrants	Bocchi	Allen
3/8	Utah	21 (2)	2-0	Pedroia	Buck	Larish	West	Ethier	Mesa	Garrabrants	Gosewisch	Bosch
3/9	Northridge	26 (1)	1-0	Pedroia	Ethier	Larish	West	Garrabrants	Wyrick	Buck	Gosewisch	Bosch
3/14	Oklahoma	25 (2)	1-1	Pedroia	Buck	Larish	West	Ethier	Mesa	Garrabrants	Bocchi	Allen
3/15	Oklahoma	27 (1)	1-0	Pedroia	Wyrick	Guerrero	West	Garrabrants	Allen	Buck	Bosch	Gosewisch
3/16	Oklahoma	28 (1)	1-0	Pedroia	Wyrick	Guerrero	West	Allen	Garrabrants	Ethier	Gosewisch	Bosch
3/18	Wichita St.	29 (1)	1-0	Pedroia	Wyrick	Guerrero	West	Ethier	Garrabrants	Buck	Gosewisch	Allen
3/19	Wichita St.	30 (1)	1-0	Pedroia	Buck	Guerrero	West	Wyrick	Ethier	Garrabrants	Bocchi	Allen
3/22	Stanford	31 (1)	1-0	Pedroia	Buck	Larish	West	Ethier	Wyrick	Garrabrants	Allen	Gosewisch
3/23	Stanford	32 (1)	0-1	Pedroia	Buck	Larish	West	Mesa	Wyrick	Ethier	Allen	Bocchi
3/24	Stanford	33 (1)	0-1	Pedroia	Wyrick	Larish	Garrabrants	Ethier	Guerrero	Buck	Allen	Gosewisch
3/28	USC	34 (1)	1-0	Pedroia	Wyrick	Larish	Ethier	Allen	Mesa	Buck	Bosch	Gosewisch
3/29	USC	35 (1)	0-1	Pedroia	Wyrick	Larish	Ethier	West	Buck	Garrabrants	Gosewisch	Bosch
3/30	USC	36 (1)	1-0	Pedroia	Buck	Wyrick	Larish	Guerrero	Ethier	Garrabrants	Allen	Gosewisch
4/2	UNM	37 (1)	0-1	Pedroia	Buck	Larish	Ethier	Mesa	Wyrick	Kartler	West	Walsh
4/7	GCU	38 (1)	1-0	Pedroia	Buck	Larish	West	Ethier	Wyrick	Allen	Gosewisch	Garrabrants

**Total Number of Different Batting Lineups: 38**

**Most Common Lineup by Batting Order: #1, #21, #22 and #25 (2 times)**



# Sun Devil Baseball 2003



## Starting Lineups By Position

<u>Date</u>	<u>Opponent</u>	<u>No. (Time)</u>	<u>Record</u>	<u>1B</u>	<u>2B</u>	<u>SS</u>	<u>3B</u>	<u>LF</u>	<u>CF</u>	<u>RF</u>	<u>C</u>	<u>DH</u>
1/16	Hawaii-Hilo	1 (1)	1-0	Larish	Garrabrants	Pedroia	Mesa	Buck	Allen	Ethier	Bocchi	West
1/17	Hawaii-Hilo	1 (2)	2-0	Larish	Garrabrants	Pedroia	Mesa	Buck	Allen	Ethier	Bocchi	West
1/17	Hawaii-Hilo	2 (1)	1-0	Larish	Walsh	Pedroia	Wyrick	Buck	Allen	Ethier	Bocchi	West
1/18	Hawaii-Hilo	3 (1)	1-0	Larish	Garrabrants	Pedroia	Mesa	Buck	Allen	Ethier	Gosewisch	West
1/19	Hawaii-Hilo	4 (1)	1-0	Larish	Walsh	Pedroia	Wyrick	Buck	Bosch	Ethier	Gosewisch	West
1/19	Hawaii-Hilo	5 (1)	1-0	Guerrero	Walsh	Pedroia	Larish	Buck	Allen	Ethier	Bocchi	West
1/24	SDSU	1 (3)	3-0	Larish	Garrabrants	Pedroia	Mesa	Buck	Allen	Ethier	Bocchi	West
1/25	SDSU	6 (1)	1-0	Larish	Garrabrants	Pedroia	Wyrick	Buck	Allen	Ethier	Gosewisch	West
1/26	SDSU	1 (4)	4-0	Larish	Garrabrants	Pedroia	Mesa	Buck	Allen	Ethier	Bocchi	West
1/31	LBSU	7 (1)	0-1	Larish	Garrabrants	Pedroia	Wyrick	Buck	Allen	Ethier	Bocchi	Walsh
2/1	LBSU	8 (1)	1-0	Larish	Garrabrants	Pedroia	Mesa	Buck	Bosch	Ethier	Bocchi	Allen
2/2	LBSU	4 (2)	2-0	Larish	Garrabrants	Pedroia	Wyrick	Buck	Bosch	Ethier	Gosewisch	West
2/6	BYU	9 (1)	1-0	Larish	Garrabrants	Pedroia	Wyrick	Buck	Bosch	Ethier	Gosewisch	Allen
2/7	BYU	10 (1)	1-0	Larish	Garrabrants	Pedroia	Mesa	Buck	Bosch	Ethier	Bocchi	West
2/8	BYU	11 (1)	1-0	Guerrero	Garrabrants	Pedroia	Larish	Buck	Bosch	Ethier	Bocchi	West
2/14	Gonzaga	4 (3)	3-0	Larish	Garrabrants	Pedroia	Wyrick	Buck	Bosch	Ethier	Gosewisch	West
2/15	OK State	12 (1)	1-0	Larish	Garrabrants	Pedroia	Mesa	Allen	Ethier	Buck	Bocchi	West
2/16	OSU	13 (1)	1-0	Larish	Garrabrants	Pedroia	Wyrick	Allen	Bosch	Ethier	Bocchi	Guerrero
2/17	Gonzaga	14 (1)	1-0	Larish	Garrabrants	Pedroia	Mesa	Allen	Bosch	Ethier	Gosewisch	Buck
2/21	Dayton	8 (2)	2-0	Larish	Garrabrants	Pedroia	Mesa	Buck	Bosch	Ethier	Bocchi	Allen
2/22	Notre Dame	10 (2)	2-0	Larish	Garrabrants	Pedroia	Mesa	Buck	Bosch	Ethier	Bocchi	West
2/23	Notre Dame	15 (1)	1-0	Larish	Garrabrants	Pedroia	Mesa	Buck	Bosch	Ethier	Gosewisch	West
2/28	Penn State	10 (3)	3-0	Larish	Garrabrants	Pedroia	Mesa	Buck	Bosch	Ethier	Bocchi	West
3/1	Penn State	15 (2)	2-0	Larish	Garrabrants	Pedroia	Mesa	Buck	Bosch	Ethier	Gosewisch	West
3/2	Penn State	10 (4)	4-0	Larish	Garrabrants	Pedroia	Mesa	Buck	Bosch	Ethier	Bocchi	West
3/6	Northridge	10 (5)	5-0	Larish	Garrabrants	Pedroia	Mesa	Buck	Bosch	Ethier	Bocchi	West
3/7	S. Utah	12 (2)	2-0	Larish	Garrabrants	Pedroia	Mesa	Allen	Ethier	Buck	Bocchi	West
3/8	Utah	15 (3)	3-0	Larish	Garrabrants	Pedroia	Mesa	Buck	Bosch	Ethier	Gosewisch	West
3/9	Northridge	4 (4)	4-0	Larish	Garrabrants	Pedroia	Wyrick	Buck	Bosch	Ethier	Gosewisch	West
3/14	Oklahoma	12 (3)	2-1	Larish	Garrabrants	Pedroia	Mesa	Allen	Ethier	Buck	Bocchi	West
3/15	Oklahoma	16 (1)	1-0	Guerrero	Garrabrants	Pedroia	Wyrick	Allen	Bosch	Buck	Gosewisch	West
3/16	Oklahoma	17 (1)	1-0	Guerrero	Garrabrants	Pedroia	Wyrick	Allen	Bosch	Ethier	Gosewisch	West
3/18	Wichita St.	16 (2)	2-0	Guerrero	Garrabrants	Pedroia	Wyrick	Allen	Ethier	Buck	Gosewisch	West
3/19	Wichita St.	18 (1)	0-1	Guerrero	Garrabrants	Pedroia	Wyrick	Allen	Ethier	Buck	Bocchi	West
3/22	Stanford	19 (1)	1-0	Larish	Garrabrants	Pedroia	Wyrick	Allen	Ethier	Buck	Gosewisch	West
3/23	Stanford	20 (1)	0-1	Larish	Mesa	Pedroia	Wyrick	Allen	Ethier	Buck	Bocchi	West
3/24	Stanford	21 (1)	0-1	Larish	Garrabrants	Pedroia	Wyrick	Allen	Ethier	Buck	Bocchi	Guerrero
3/28	USC	22 (1)	1-0	Larish	Mesa	Pedroia	Wyrick	Buck	Bosch	Ethier	Gosewisch	Allen
3/29	USC	4 (5)	4-1	Larish	Garrabrants	Pedroia	Wyrick	Buck	Bosch	Ethier	Gosewisch	West
3/30	USC	23 (1)	1-0	Larish	Garrabrants	Pedroia	Wyrick	Allen	Ethier	Buck	Gosewisch	Guerrero
4/2	UNM	24 (1)	0-1	Larish	Mesa	Pedroia	Wyrick	Buck	Kartler	Ethier	West	Walsh
4/7	GCU	19 (2)	2-0	Larish	Garrabrants	Pedroia	Wyrick	Allen	Ethier	Buck	Gosewisch	West

**Total Number of Different Positional Lineups: 23**

**Most Common Lineup by Position: #10 and #4 (5 times)**





# Sun Devil Baseball 2003

## Game-by-Game Capsules:

### GAME 1

#### #8 SUN DEVILS 9, Hawai'i-Hilo 0

Jan. 16, 2003 at Wong Stadium

	1	2	3	4	5	6	7	8	9	R	H	E
ASU	0	0	0	3	2	0	4	0	0	-	9	16 0
UHH	0	0	0	0	0	0	0	0	0	-	0	4 2

W: McClellan (1-0); L: Shimabuku (0-1); S: None

HR: Bocchi (1)

Time: 3:29 Attendance: 324 Record: 1-0

**HIGHLIGHTS:** Six ASU pitchers, including four newcomers, combined to give up only four hits and struck out 13 batters to help lead the Devils to a 9-0 win on opening day 2003. Sophomore catcher Joel Bocchi game ASU the lead in the fourth inning with a three-run home run. Rookie pitchers Brett Bordes, Javy Lopez, Chris Beatty and Beau Vaughan each struck out two or more batters in their ASU debuts. Junior second baseman Steve Garrabrants led all players with three hits. Senior RHP Robbie McClellan picked up his eighth career victory with two shutout innings of work.

### GAME 2

#### #8 SUN DEVILS 10, Hawai'i-Hilo 5

Jan. 17, 2003 at Wong Stadium

	1	2	3	4	5	6	7	8	9	R	H	E
ASU	1	0	0	2	0	4	2	1	0	-	10	13 1
UHH	0	1	1	0	0	0	3	0	0	-	5	9 3

W: Vaughan (1-0); L: Ebbs (0-1); S: Schroyer (1)

HR: West (1)

Time: 3:42 Attendance: --- Record: 2-0

**HIGHLIGHTS:** Dustin Pedroia was 3-for-4 with two RBI to help lead the Devils to a 10-5 win in the first game of a doubleheader. Pedroia also had two hit-by-pitches and scored two runs in the victory. Relief pitcher Beau Vaughan picked up the win by striking out nine and allowing only three hits in 4.2 innings. Junior closer Ryan Schroyer sealed the win with 2.1 innings of scoreless relief to pick up his first save of the year and the ninth of his career.

### GAME 3

#### #8 SUN DEVILS 14, Hawai'i-Hilo 2

Jan. 17, 2003 at Wong Stadium

	1	2	3	4	5	6	7	R	H	E
ASU	2	3	1	3	1	0	4	-	14	14 0
UHH	0	0	2	0	0	0	0	-	2	7 4

W: Liebeck (1-0); L: Miyahira (0-1); S: None

HR: Wyrick (1)

Time: 2:31 Attendance: 302 Record: 3-0

**HIGHLIGHTS:** First baseman Jeff Larish was 3-for-4 with four RBI and junior center fielder Rodney Allen was 2-for-4 with four RBI to help the Devils sweep the second game of a doubleheader at Wong Stadium. Senior starting pitcher Jared Liebeck picked up the win by striking out seven in six innings of work. Junior RHP Javy Lopez finished off the win with a perfect inning of work. Senior third baseman Dennis Wyrick hit his first career home run with a shot deep over the center field fence. The home run came on his 413th career at-bat. Freshman Travis Buck and sophomore catcher Tuffy Gosewisch also added multi-hit games.

### GAME 4

#### #8 SUN DEVILS 18, Hawai'i-Hilo 3

Jan. 18, 2003 at Simmons Field

	1	2	3	4	5	6	7	8	R	H	E
ASU	3	1	0	5	0	0	1	8	-	18	19 2
UHH	0	0	0	0	0	0	0	3	-	3	3 2

W: Averill (1-0); L: Lockett (0-1); S: None

HR: Ethier (2), Larish (1), Ethier (1), Bosch (1)

Time: 2:39 Attendance: 78 Record: 4-0

**HIGHLIGHTS:** Freshman left-handed pitcher Erik Averill scattered only one hit in seven and a third innings in his ASU debut to help lead the Sun Devils to a 18-3 win at Simmons Field. Averill struck out seven and had his bid for ASU's first no-hitter since 1993 spoiled with a one-out double in the bottom of the eighth inning. ASU recorded season highs with 18 runs and 19 hits. Every starter and four reserves recorded at least one hit. ASU's eight-run eighth inning included a grand slam home run from freshman outfielder Ryan Bosch. Andre Ethier, Jeremy West and Jeff Larish also hit home runs in the Sun Devil victory.

### GAME 5

#### #8 SUN DEVILS 16, Hawai'i-Hilo 0

Jan. 19, 2003 at Simmons Field

	1	2	3	4	5	R	H	E
ASU	3	0	1	9	3	-	16	17 0
UHH	0	0	0	0	0	-	0	2 0

W: Sopko (1-0); L: Inaba (0-1); S: None

HR: Larish (2)

Time: 2:37 Attendance: --- Record: 5-0

**HIGHLIGHTS:** Starter Mark Sopko and relief pitcher Ben Thurmond combined to allow only two hits and no runs in a five-inning 16-0 shutout of UHH. The Devils recorded 17 hits, including a nine-run fourth inning en route to the victory. Leadoff hitter Dustin Pedroia was 2-for-4 with a pair of doubles and right fielder Andre Ethier was 4-for-4 with two RBI and two runs scored. Sophomore first baseman Jeff Larish connected on his second home run in as many games and had four RBI.

### GAME 6

#### #8 SUN DEVILS 18, Hawai'i-Hilo 5

Jan. 19, 2003 at Simmons Field

	1	2	3	4	5	6	7	R	H	E
ASU	7	4	3	0	1	2	1	-	18	18 0
UHH	0	0	4	0	0	1	0	-	5	5 2

W: McClellan (2-0); L: Ebbs (0-2); S: None

HR: Allen (1)

Time: 2:50 Attendance: 150 Record: 6-0

**HIGHLIGHTS:** The Sun Devils completed the six-game series sweep with an 18-5 victory in five innings in the second game of a doubleheader. Senior reliever Robbie McClellan picked up the win to improve to 2-0 while striking out three batters in two innings. Senior starter Bryce Kartler was effective in his 2003 debut with four strikeouts in two innings of work. At the plate junior first baseman Mike Guerrero led ASU with a 4-for-5 game with three RBI. Junior center fielder Rodney Allen was 2-for-5 with five RBI and a three-run home run. Freshman left fielder Travis Buck recorded his first extra base hit as a Devil with a run-scoring triple in the top of the first and sophomore shortstop Dustin Pedroia was 2-for-2 to extend his hitting streak to 17 games dating back to 2002.

### GAME 7

#### #8 SUN DEVILS 7, San Diego State 5

Jan. 24, 2003 at Packard Stadium

	1	2	3	4	5	6	7	8	9	R	H	E
SDSU	0	0	1	0	3	0	1	0	0	-	5	13 2
ASU	0	0	0	0	0	1	2	4	x	-	7	9 0

W: McClellan (3-0); L: Miller (0-1); S: Schroyer (2)

HR: Pedroia (1)

Time: 3:20 Attendance: 3,972 Record: 7-0

**HIGHLIGHTS:** In Tony Gwynn's collegiate head coaching debut, the Sun Devils scored six runs in the last two innings to earn the come-from-behind win. Sophomore shortstop Dustin Pedroia sparked the comeback with a two-run home run in the seventh and plated the game-tying run with a single as part of the deciding four-run eighth inning. True freshman left fielder Travis Buck was 3-for-4 with a pair of doubles in the win and tabbed the game-winning RBI in the eighth inning. Senior RHP Robbie McClellan picked up his third win of the year by striking out five in 3.1 innings. Junior closer Ryan Schroyer earned his second save with a scoreless ninth inning.

### GAME 8

#### #8 SUN DEVILS 4, San Diego State 3

Jan. 25, 2003 at Packard Stadium

	<u>1</u>	<u>2</u>	<u>3</u>	<u>4</u>	<u>5</u>	<u>6</u>	<u>7</u>	<u>8</u>	<u>9</u>		<u>R</u>	<u>H</u>	<u>E</u>
SDSU	0	0	0	0	0	1	0	0	2	-	3	9	1
ASU	0	0	0	0	1	1	0	1	1	-	4	9	2

W: Schroyer (1-0); L: Hartshorn (0-1); S: None

HR: West (3), Larish (3)

Time: 3:05 Attendance: 3,249 Record: 8-0

**HIGHLIGHTS:** Andre Ethier's one-out infield single in the bottom of the ninth inning broke a 3-3 tie to give the Sun Devils a 4-3 win over the SDSU Aztecs. ASU led 3-1 heading into the final frame, but SDSU rallied for two runs to tie the game. ASU's relief corps of Beau Vaughan and Ryan Schroyer were tough down the stretch, but the Aztecs still pushed the game into ASU's final at-bat. Dustin Pedroia was 2-for-4 and Jeremy West and Jeff Larish each hit solo home runs in the win.

### GAME 9

#### #8 SUN DEVILS 24, San Diego State 9

Jan. 26, 2003 at Packard Stadium

	1	2	3	4	5	6	7	8	9	R	H	E
SDSU	0	0	0	0	0	7	1	1	0	-	9	9 7
ASU	3	0	6	4	0	1	3	7	x	-	24	13 2

W: Averill (2-0); L: Lindsey (0-1); S: None

HR: Larish - 2 (5), Garrabrants (1)

Time: 3:47 Attendance: 2,822 Record: 9-0

**HIGHLIGHTS:** The Sun Devils completed the series sweep of the Aztecs with a 24-9 pounding Sunday afternoon in front of 2,822 at Packard Stadium. Jeff Larish was 3-for-4 with two home runs and tied the school record with nine RBI. He blasted a two-run home run in the third and a grand slam in the fourth inning to lead the team with five home runs. Junior Steve Garrabrants also hit a grand slam in the third inning giving ASU nine different players to hit a home run in 2003. Freshman LHP Erik Averill picked up the win to improve to 2-0 while allowing only one hit in four innings. The 24 runs were the most scored by an ASU team since posting 23 against Creighton in 2001.

### GAME 10

#### #13 Long Beach State 11, #8 ASU 5

Jan. 31, 2003 at Long Beach, Calif.

	1	2	3	4	5	6	7	8	9	R	H	E
ASU	0	0	0	2	0	0	0	0	3	-	5	12 1
LBSU	0	0	0	0	4	4	3	0	x	-	11	14 2

W: Alvarez (1-0); L: Vaughan (1-1); S: None

HR: None

Time: 3:47 Attendance: 1,334 Record: 9-1

**HIGHLIGHTS:** The Sun Devils dropped their first game of 2003 in a 11-5 defeat to the No. 13 Long Beach State 49ers. ASU held a 2-0 lead after four innings before the Dirtbags exploded for all 11 of their runs in the fifth, sixth and seventh innings. The top four of the LBSU lineup combined to go 9-for-16 with five RBI. LBSU starter Abe Alvarez picked up the win by allowing six hits and two runs in 5.2 innings. ASU starter Mark Sopko pitched well with three scoreless innings, but five Sun Devil relievers were roughed up for nine hits and 11 runs in five innings. Beau Vaughan was saddled with the loss by giving up four runs in 1.2 IP. At the plate freshman left fielder Travis Buck recorded his second three-hit game as a Sun Devil (3x4) and sophomore SS Dustin Pedroia had two hits to extend his hitting streak to 21 games.

### GAME 11

#### #8 SUN DEVILS 3, #13 LBSU 0

Feb. 1, 2003 at Long Beach, Calif.

	1	2	3	4	5	6	7	8	9	R	H	E
ASU	0	0	0	1	0	0	1	0	1	-	3	7 0
LBSU	0	0	0	0	0	0	0	0	0	-	0	3 1

W: Liebeck (2-0); L: Weaver (0-1); S: None

HR: None

Time: 2:45 Attendance: 976 Record: 10-1

**HIGHLIGHTS:** Senior RHP Jared Liebeck fired a complete-game, three-hit shutout on only 88 pitches to lead the Sun Devils to a 3-0 win over No. 13 Long Beach State. Liebeck allowed only one runner to reach second base and before issuing his first walk of the game in the ninth inning had retired 10 straight batters. ASU played well defensively behind Liebeck, not committing an error for the sixth game this year. At the plate sophomore 1B Jeff Larish was 2-for-3 with an RBI and catcher Joel Bocchi notched his third multi-hit game of the year. Sophomore SS Dustin Pedroia was 1-for-4 with his eighth double of the year to extend his hitting streak to 22 games dating back to 2002. Pedroia also had a season-high five assists.

### GAME 12

#### #8 SUN DEVILS 4, #13 LBSU 2

Feb. 2, 2003 at Long Beach, Calif.

	1	2	3	4	5	6	7	8	9	R	H	E
ASU	0	4	0	0	0	0	0	0	0	-	4	6 2
LBSU	0	0	0	0	0	0	2	0	0	-	2	7 1

W: Averill (3-0); L: Paz (0-1); S: Schroyer (3)

HR: None

Time: 3:12 Attendance: 1,235 Record: 11-1

**HIGHLIGHTS:** Freshman Erik Averill improved to 3-0 by not allowing an earned run in 6.2 innings as the Devils earned a series win over LBSU with a 4-2 victory. Dennis Wyrick had a two-run single that fueled ASU's four-run second frame. Junior closer Ryan Schroyer closed out the victory with his third save of the year.



# Sun Devil Baseball 2003

## Game-by-Game Capsules:

### GAME 13

#### #8 SUN DEVILS 6, BYU 5

February 6, 2003 at Packard Stadium

	<u>1</u>	<u>2</u>	<u>3</u>	<u>4</u>	<u>5</u>	<u>6</u>	<u>7</u>	<u>8</u>	<u>9</u>		<u>R</u>	<u>H</u>	<u>E</u>
BYU	0	0	0	0	1	1	1	2	0	-	5	9	3
ASU	1	2	0	0	2	0	0	0	1	-	6	10	1

W: Schroyer (2-0); L: Jacinto (0-1); S: None

HR: Buck (1), Garrabrants (2), Itri (1)

Time: 3:24 Attendance: 2,850 Record: 12-1

**HIGHLIGHTS:** Sophomore third baseman Frank Mesa drew a bases loaded walk with no outs in the bottom of the ninth inning to give the Sun Devils a 6-5 win over BYU. ASU squandered a 5-1 lead with the Cougars rallying for five late-inning runs to tie the game. A two-out error by second baseman Steve Garrabrants in the eighth opened the door for two unearned runs to score and tie the game at 5-5. ASU built the four-run lead behind a solo home run from freshman Travis Buck and a two-run shot from Garrabrants in the second. Jeff Larish finished with three hits and sophomore SS Dustin Pedroia was 2-for-4. Relief pitcher Ryan Schroyer needed just one pitch to record the final out of the ninth inning and picked up the win to improve to 2-0 in his junior season.

### GAME 14

#### #8 SUN DEVILS 17, BYU 6

February 7, 2003 at Packard Stadium

	<u>1</u>	<u>2</u>	<u>3</u>	<u>4</u>	<u>5</u>	<u>6</u>	<u>7</u>	<u>8</u>	<u>9</u>		<u>R</u>	<u>H</u>	<u>E</u>
BYU	0	2	2	2	0	0	0	0	0	-	6	9	2
ASU	0	0	7	1	3	5	1	0	x	-	17	18	3

W: Thurmond (1-0); L: Bergeron (0-1); S: None

HR: Larish (6), West (4), Mesa (1), Itri (2), Jacobsen (2)

Time: 3:44 Attendance: 2,896 Record: 13-1

**HIGHLIGHTS:** Down 4-0 after two innings, ASU stormed back to score 16 runs in the next three innings en route to a 17-6 win over BYU in the second of a three-game series. Sophomore 3B Frank Mesa was 4-for-6 with three RBI and a two-run home run and Jeff Larish added his team-leading sixth home run of the year. Dustin Pedroia notched his 10th multi-hit game of the year as well in the win. Senior Ben Thurmond picked up the win with two perfect innings out of the bullpen. The four ASU relievers (Thurmond, Beatty, Leaf, McClellan) combined for five shutout innings.

### GAME 15

#### #8 SUN DEVILS 6, BYU 4

February 8, 2003 at Packard Stadium

	<u>1</u>	<u>2</u>	<u>3</u>	<u>4</u>	<u>5</u>	<u>6</u>	<u>7</u>	<u>8</u>	<u>9</u>		<u>R</u>	<u>H</u>	<u>E</u>
BYU	1	0	3	0	0	0	0	0	0	-	4	10	0
ASU	0	0	0	0	3	1	0	2	x	-	6	9	0

W: Schroyer (3-0); L: Jacinto (0-2); S: None

HR: Larish (7), Bocchi (2)

Time: 2:57 Attendance: 2,691 Record: 14-1

**HIGHLIGHTS:** Jeff Larish and Joel Bocchi each hit home runs to help overcome a 4-0 deficit and earn a 6-4 win over BYU. Larish blasted his seventh home run of the year and Bocchi hit a three-run shot to help erase BYU's four-run lead. After freshman Erik Averill struggled by giving up four runs in 2.1 innings, the bullpen took over to not allow any runs in the next 6.2 IP. Junior closer Ryan Schroyer picked up the win with three strikeouts in the final two innings.

### GAME 16

#### #5 SUN DEVILS 8, Gonzaga 4

February 14, 2003 at Surprise Stadium

	<u>1</u>	<u>2</u>	<u>3</u>	<u>4</u>	<u>5</u>	<u>6</u>	<u>7</u>	<u>8</u>	<u>9</u>		<u>R</u>	<u>H</u>	<u>E</u>
GU	2	1	1	0	0	0	0	0	0	-	4	8	0
ASU	1	0	5	0	0	2	0	0	x	-	8	11	1

W: Sopko (2-0); L: Gonzalez (0-1); S: None

HR: None

Time: 2:59 Attendance: 467 Record: 15-1

**HIGHLIGHTS:** The Sun Devils used a five-run third inning and a solid five-strikeout, three-hit gem out of the bullpen by Mark Sopko to beat Gonzaga 8-4 in the Coca-Cola Surprise College Baseball Classic. Sopko registered career highs in strikeouts (5) and innings pitched (7.0) in his relief debut of 2003. At the plate Jeff Larish was 2-for-4 with a pair of RBI and Steve Garrabrants was 2-for-5 with a triple and a RBI. Tuffy Gosewisch and Dennis Wyrick also had two hits apiece in ASU's 15th win of the season.

### GAME 17

#### #5 SUN DEVILS 7, Oklahoma State 3

February 15, 2003 at Surprise Stadium

	<u>1</u>	<u>2</u>	<u>3</u>	<u>4</u>	<u>5</u>	<u>6</u>	<u>7</u>	<u>8</u>	<u>9</u>		<u>R</u>	<u>H</u>	<u>E</u>
OKST	0	1	0	0	0	0	1	1	0	-	3	9	4
ASU	0	0	0	0	6	0	0	1	x	-	7	9	0

W: Vaughan (2-1); L: Scott Baker (1-1); S: None

HR: None

Time: 2:59 Attendance: 1,922 Record: 16-1

**HIGHLIGHTS:** Starter Beau Vaughan scattered five hits and one run while striking out eight in five innings to help lead ASU to a 7-3 win over Oklahoma State. ASU trailed early 1-0, but exploded for six runs in the fifth inning off projected first-round draft pick Scott Baker. Sophomore shortstop Dustin Pedroia had a clutch two-run triple to center field to put ASU on the board and Rod Allen added a two-run single to cap the six-run inning. Junior closer Ryan Schroyer nailed down the win with a scoreless ninth inning as ASU continued its best start since going 17-1 in 1978 and 1988.

### GAME 18

#### #5 SUN DEVILS 9, Oregon State 4

February 16, 2003 at Surprise Stadium

	<u>1</u>	<u>2</u>	<u>3</u>	<u>4</u>	<u>5</u>	<u>6</u>	<u>7</u>	<u>8</u>	<u>9</u>		<u>R</u>	<u>H</u>	<u>E</u>
OSU	0	0	1	1	0	1	1	0	0	-	4	9	1
ASU	1	0	4	0	4	0	0	0	x	-	9	10	0

W: Liebeck (3-0); L: Copeland (0-1); S: None

HR: Pedroia (2), Allen (2), Garrabrants (3)

Time: 2:58 Attendance: 1,303 Record: 17-1

**HIGHLIGHTS:** Dustin Pedroia was 3-for-4 with a solo home run and double as the No. 5 Sun Devils equaled their best start in recorded school history at 17-1. Rod Allen and Steve Garrabrants also homered for the Devils as they won their eighth straight. Pedroia recorded his 11th multi-hit game of the year in the victory and now has at least one hit in 17 of ASU's 18 games. Allen, Garrabrants, Pedroia and RHP Mark Sopko were all named to the all-tournament team. Senior starting pitcher Jared Liebeck improved to 3-0 by giving up three runs in five-plus innings, while five relievers combined to hold the Beavers to one run over the final four innings.

### GAME 19

#### #4 SUN DEVILS 17, Gonzaga 5

February 17, 2003 at Packard Stadium

	<u>1</u>	<u>2</u>	<u>3</u>	<u>4</u>	<u>5</u>	<u>6</u>	<u>7</u>	<u>8</u>	<u>9</u>		<u>R</u>	<u>H</u>	<u>E</u>
GU	0	3	0	0	0	0	0	1	1	-	5	13	6
ASU	2	0	7	2	6	0	0	0	x	-	17	11	0

W: Thurmond (2-0); L: Lichter (0-1); S: None

HR: Allen (3), Garrabrants (4)

Time: 3:22 Attendance: 1,490 Record: 18-1

**HIGHLIGHTS:** Steve Garrabrants was 2-for-6 with a career-high six RBI as the Sun Devils continued the school's best start since 1972 with a 17-5 win over Gonzaga at Packard Stadium. Garrabrants hit his fourth home run and his second in as many games with a grand slam in the third inning. Rod Allen also hit a home run for the second consecutive game, blasting a two-run shot as part of the seven-run third frame. Sophomore catcher Tuffy Gosewisch was 2-for-4 and had a career high three RBI. Senior Ben Thurmond improved to 2-0 by picking up the win with three scoreless innings out of the bullpen. Gonzaga out-hit ASU 13-11, but 10 walks and six errors proved to be costly as ASU was 7-for-16 with runners in scoring position. Freshman lefty Chris Beatty had his best outing as a Devil with two scoreless innings, giving up only one hit.

### GAME 20

#### #4 SUN DEVILS 10, Dayton 1

February 21, 2003 at Packard Stadium

	<u>1</u>	<u>2</u>	<u>3</u>	<u>4</u>	<u>5</u>	<u>6</u>	<u>7</u>	<u>8</u>	<u>9</u>		<u>R</u>	<u>H</u>	<u>E</u>
UD	0	0	0	0	0	0	0	1	0	-	1	5	4
ASU	2	0	0	0	6	0	2	0	x	-	10	13	2

W: Liebeck (4-0); L: Miller (0-1); S: None

HR: None

Time: 2:59 Attendance: 2,309 Record: 19-1

**HIGHLIGHTS:** Andre Ethier and Frank Mesa each had three hits and starting pitcher Jared Liebeck threw seven scoreless innings as ASU picked up its 19th win of the year in a 10-1 defeat of Dayton. ASU out-hit the flyers 13-5 and capitalized on four errors. Sophomore SS Dustin Pedroia was 2-for-3 for his 12th multi-hit game of the year.

### GAME 21

#### #4 SUN DEVILS 16, #11 Notre Dame 3

February 22, 2003 at Packard Stadium

	<u>1</u>	<u>2</u>	<u>3</u>	<u>4</u>	<u>5</u>	<u>6</u>	<u>7</u>	<u>8</u>	<u>9</u>		<u>R</u>	<u>H</u>	<u>E</u>
ND	0	1	0	0	0	2	0	0	0	-	3	6	3
ASU	0	0	0	0	5	4	2	5	x	-	16	10	3

W: Vaughan (3-1); L: Ogilvie (0-1); S: None

HR: West 2 (5, 6), Larish (8)

Time: 3:08 Attendance: 3,605 Record: 20-1

**HIGHLIGHTS:** Jeremy West and Jeff Larish each hit grand slam home runs as the Sun Devils defeated No. 11 Notre Dame 16-3 in front of 3,605 at Packard Stadium. West also had a two-run home run in the game and finished with three hits. Winning their 11th straight game and 20th of the season, the Devils erupted for two five-run innings and a four-run frame. Senior starting pitcher Beau Vaughan improved to 3-1 with six strikeouts and gave up one earned run in 5.2 innings. Dustin Pedroia added his 13th multi-hit game of the year with a 2-for-5 game.

### GAME 22

#### #4 SUN DEVILS 14, #11 Notre Dame 8

February 23, 2003 at Packard Stadium

	<u>1</u>	<u>2</u>	<u>3</u>	<u>4</u>	<u>5</u>	<u>6</u>	<u>7</u>	<u>8</u>	<u>9</u>		<u>R</u>	<u>H</u>	<u>E</u>
ND	0	1	0	0	0	7	0	0	0	-	8	13	3
ASU	4	0	0	0	0	9	0	1	x	-	14	13	1

W: Lopez (7-0); L: Gagne (0-1); S: Schroyer (4)

HR: West (7)

Time: 3:24 Attendance: 3,403 Record: 21-1

**HIGHLIGHTS:** Arizona State scored nine runs in the sixth inning to overcome a 8-4 Notre Dame lead and recorded its 21st victory of the year. Head coach Pat Murphy also picked up his 700th career coaching win with the come-from-behind win. ASU led early 4-1, but Notre Dame scored seven in the top of the sixth to take the four-run lead. With two outs, Jeff Larish drew a full-count walk and started a rally that would see the next nine Sun Devils score. Jeremy West had a two-run home run and Larish cleared the bases with a three-run double to the left field gap. Sophomore Dustin Pedroia was 4-for-6 with a double for his 14th multi-hit game of the year. Junior RHP Ryan Schroyer picked up his fourth save with three scoreless innings out of the bullpen.

### GAME 23

#### #2 SUN DEVILS 13, Penn State 0

February 28, 2003 at Packard Stadium

	<u>1</u>	<u>2</u>	<u>3</u>	<u>4</u>	<u>5</u>	<u>6</u>	<u>7</u>	<u>8</u>	<u>9</u>		<u>R</u>	<u>H</u>	<u>E</u>
PSU	0	0	0	0	0	0	0	0	0	-	0	6	1
ASU	1	0	2	5	0	0	3	2	x	-	13	16	1

W: Averill (4-0); L: Hamilton (0-1); S: None

HR: Larish (9), Guerrero (1)

Time: 2:55 Attendance: 1,871 Record: 22-1

**HIGHLIGHTS:** Three Sun Devil pitchers combined to give up only six hits and no runs as the No. 2/4 Arizona State Sun Devils defeated Penn State 13-0. Jeff Larish was 2-for-3 with three walks and six RBI, including his third grand slam of the year. Larish now leads the team with nine home runs and 48 RBI. ASU out-hit Penn State 16-6, with four Devils recording multi-hit games. Freshman lefty Erik Averill picked up the win with 5.2 scoreless innings out of the bullpen taking over for senior starter Jared Liebeck. Liebeck pitched well giving up only three hits in 2.1 scoreless innings, but did not return after a one-hour, five-minute rain delay during the top of the third inning. Joel Bocchi had three hits in the win for ASU.

### GAME 24

#### #2 SUN DEVILS 12, Penn State 1

March 1, 2003 at Packard Stadium

	<u>1</u>	<u>2</u>	<u>3</u>	<u>4</u>	<u>5</u>	<u>6</u>	<u>7</u>	<u>8</u>	<u>9</u>		<u>R</u>	<u>H</u>	<u>E</u>
PSU	0	0	0	1	0	0	0	0	0	-	1	8	3
ASU	6	4	0	2	0	0	0	0	0	-	12	10	0

W: McClellan (4-0); L: Tressler (0-1); S: None

HR: Bosch (2), Harter (1)

Time: 2:42 Attendance: 2,219 Record: 23-1

**HIGHLIGHTS:** Arizona State tied its best start in school history with a 12-1 win over Penn State to improve to 23-1 overall. ASU also won its 14th straight game and the 800th all-time victory at Packard Stadium. Frank Mesa was 2-for-5 with three RBI and Dustin Pedroia notched his 15th multi-hit game of the year. Senior starter Robbie McClellan struck out six in five strong innings to improve to 4-0 in 2003. The ASU bullpen combined for four scoreless innings.





# Sun Devil Baseball 2003

## Game-by-Game Capsules:

### GAME 25

#### #2 SUN DEVILS 11, Penn State 7

March 2, 2003 at Packard Stadium

	1	2	3	4	5	6	7	8	9	R	H	E
PSU	0	0	2	0	0	3	2	0	0	-	7	11 1
ASU	0	2	1	2	1	4	0	1	x	-	11	12 3

W: Thurmond (3-0); L: Palm (0-1); S: Schroyer (5)

HR: Larish (10), Harter (2)

Time: 2:53 Attendance: 2,404 Record: 24-1

**HIGHLIGHTS:** Jeff Larish hit his 10th home run of the season and Ryan Schroyer struck out three in 1.1 IP to nail down ASU's 15th straight win in a 11-7 victory over Penn State. The win improved ASU to 24-1, setting the ASU record for best start to the season. Dustin Pedroia was 2-for-5 with a pair of RBI and Larish was 2-for-3 with a triple and a three-run home run. Senior Ben Thurmond improved to 3-0 with five solid innings in which he scattered three hits and gave up only one earned run. Schroyer notched his fifth save.

### GAME 26

#### #3 SUN DEVILS 10, CS Northridge 2

March 6, 2003 at Packard Stadium

	<u>1</u>	<u>2</u>	<u>3</u>	<u>4</u>	<u>5</u>	<u>6</u>	<u>7</u>	<u>8</u>	<u>9</u>		<u>R</u>	<u>H</u>	<u>E</u>
CSUN	0	0	0	1	0	0	1	0	0	-	2	8	5
ASU	3	1	1	1	1	0	1	2	x	-	10	15	1

W: Averill (5-0); L: Rosales (1-3); S: None

HR: Simpson (3)

Time: 3:04 Attendance: 2,214 Record: 25-1

**HIGHLIGHTS:** Shortstop Dustin Pedroia tied a career high with four hits and added three doubles to help lead ASU to a 10-2 win over Cal State Northridge. Winning their 16th straight game, ASU also scored in double-digits for the eighth straight contest. Pedroia's three doubles increased his Pac-10 leading total to 15 on the year and he now has 17 multi-hit games. Hot-hitting first baseman Jeff Larish was 2-for-4 with one RBI and a triple and sophomore catcher Joel Bocchi was 2-for-4 with two RBI. Freshman left-handed pitcher Erik Averill improved to 5-0 on the year with six solid innings. Averill scattered seven hits and struck out five. Javy Lopez and Robbie McClellan sealed the win with three shutout innings out of the bullpen.

### GAME 27

#### #3 SUN DEVILS 19, Southern Utah 0

March 7, 2003 at Packard Stadium

	<u>1</u>	<u>2</u>	<u>3</u>	<u>4</u>	<u>5</u>	<u>6</u>	<u>7</u>		<u>R</u>	<u>H</u>	<u>E</u>
SUU	0	0	0	0	0	0	0	-	0	5	2
ASU	0	1	1	3	6	8	x	-	19	21	0

W: Sopko (3-0); L: Shepherd (0-2); S: None

HR: Buck (2)

Time: 2:48 Attendance: 2,632 Record: 26-1

**HIGHLIGHTS:** Freshman Travis Buck went 5-for-5 with seven RBI and hit for the cycle in ASU's most decisive win of the year with a 19-0 victory over Southern Utah. Buck capped his cycle by hitting a grand slam home run as part of ASU's eight-run sixth inning. Mark Sopko picked up the win to improve to 3-0 and four other Sun Devils recorded multi-hit games. Shortstop Dustin Pedroia was 3-for-4 for his 18th multi-hit game of the year, including hitting his 16th double of the year. Steve Garabrants and Frank Mesa each tabbed three hits in the victory.

### GAME 28

#### #3 SUN DEVILS 6, Utah 4

March 8, 2003 at Packard Stadium

	1	2	3	4	5	6	7	8	9	R	H	E
UTAH	0	0	3	1	0	0	0	0	0	-	4	7 0
ASU	0	0	0	0	4	0	0	2	x	-	6	8 0

W: Vaughan (4-1); L: Price (2-1); S: Schroyer (6)

HR: Jordinson (4)

Time: 3:02 Attendance: 2,927 Record: 27-1

**HIGHLIGHTS:** Steve Garabrants drilled a two-strike, two-out double in the bottom of the eighth inning to score senior Dennis Wyrick with the game-winning run in ASU's 6-4 victory over Utah. ASU trailed 4-0 heading into the fifth, but scored four in the frame and then scored two in the eighth to win its 18th consecutive victory. Garabrants finished with two doubles. Wyrick scored the winning run after reaching on a two-out bunt single to second base. Starter Ben Thurmond struck out a season-high eight and was relieved by Beau Vaughan who gave up only one hit and struck out five in 4.1 IP. Junior closer Ryan Schroyer struck out the side in the ninth inning to record his sixth save of the year. Dustin Pedroia also hit his 17th double of the season to lead off the first inning.

### GAME 29

#### #3 SUN DEVILS 12, CS Northridge 2

March 9, 2003 at Packard Stadium

	1	2	3	4	5	6	7	8	9	R	H	E
CSUN	0	0	2	0	0	0	0	0	0	-	2	8 4
ASU	2	0	1	3	3	0	3	0	x	-	12	15 2

W: Liebeck (5-0); L: Jean (0-1); S: None

HR: Larish (11), West (8)

Time: 3:16 Attendance: 3,389 Record: 28-1

**HIGHLIGHTS:** Jeff Larish went 2-for-4 with four RBI and hit his 11th home run of the year as the Sun Devils won their 19th straight game. Senior Dennis Wyrick was 3-for-3 while starting at third base and scored two runs. Dustin Pedroia tabbed his 19th multi-hit game and added his 18th double of the year. Senior Jered Liebeck improved to 5-0 with five strong innings before giving way to the bullpen.

### GAME 30

#### #30 Oklahoma 6, #1 SUN DEVILS 5

March 14, 2003 at Packard Stadium

	1	2	3	4	5	6	7	8	9	R	H	E
OU	0	0	1	2	0	0	2	0	1	-	6	9 2
ASU	0	0	0	2	0	0	2	1	0	-	5	11 3

W: McAuliff (1-0); L: Sopko (3-1); S: None

HR: West (9), Allen (4), Wyman (4), Yaconetti (6)

Time: 3:19 Attendance: 4,155 Record: 28-2

**HIGHLIGHTS:** The Sun Devils trailed early by three runs, but battled back to tie the game at 5-5 in the eighth inning on a pinch-hit single by junior Nick Walsh. Oklahoma then rallied in the top of the ninth and scored the winning run when Reggie Willits crossed the play on a controversial call after a fielder's choice by Gilbert native Jay Yaconetti. ASU got two-run home runs from Jeremy West and Rod Allen, but it wasn't enough as ASU had its 21-game Packard Stadium winning streak and 19-game overall streak come to an end. Mark Sopko took the loss to fall to 3-1 giving up one run and one hit in 0.2 innings. West was 3-for-5 and sophomore third baseman Frank Mesa was 2-for-4 for ASU's only other multi-hit performance.

### GAME 31

#### #1 SUN DEVILS 10, #30 Oklahoma 3

March 15, 2003 at Packard Stadium

	1	2	3	4	5	6	7	8	9	R	H	E
OU	0	0	1	0	1	0	1	0	0	-	3	11 1
ASU	0	0	0	4	1	2	1	2	x	-	10	15 0

W: Liebeck (6-0); L: Blair (2-2); S: None

HR: Yaconetti (7)

Time: 3:22 Attendance: 3,806 Record: 29-2

**HIGHLIGHTS:** Arizona State scored in each of the last five innings and recorded a season-high seven doubles en route to a 10-3 win over No. 30 Oklahoma. Marking the mid-point of the 2003 season, ASU scored in double-digits for the 18th time and out-hit the Sooners 15-11. Despite leaving 14 runners on base, ASU played strong down the stretch with five players recording multi-hit games. Playing without player of the year candidate Jeff Larish (back spasms), backup first baseman Mike Guerrero responded going 3-for-6 with three doubles and two RBI. Junior left fielder Rod Allen also had three hits to raise his season average over .300 and sophomore shortstop Dustin Pedroia recorded his 20th multi-hit game by going 2-for-4 with two RBI. Senior RHP Jered Liebeck remained perfect at 6-0.

### GAME 32

#### #1 SUN DEVILS 10, #30 Oklahoma 2

March 16, 2003 at Packard Stadium

	1	2	3	4	5	6	7	8	9	R	H	E
OU	0	0	1	0	0	0	1	0	0	-	2	7 1
ASU	4	1	5	0	0	0	0	0	x	-	10	10 3

W: Averill (6-0); L: Purcey (0-1); S: None

HR: Wyman (5)

Time: 2:29 Attendance: 2,900 Record: 30-2

**HIGHLIGHTS:** The Devils recorded their 30th win of the year by scoring in double-digits for the second straight game against the No. 30 Sooners. ASU led off the game with consecutive doubles from Dustin Pedroia, Dennis Wyrick and Mike Guerrero to build an early 4-0 lead after the first inning. The Sun Devils added six more runs in the next two innings and cruised to the 10-2 victory. Freshman lefty Erik Averill picked up the win to improve to 6-0 and Pedroia recorded his 21st multi-hit game and had two more doubles to bring his season total to 21. Andre Ethier was also 2-for-4 in the victory.

### GAME 33

#### #1 SUN DEVILS 9, #29 Wichita State 2

March 18, 2003 at Packard Stadium

	1	2	3	4	5	6	7	8	9	R	H	E
WSU	0	0	0	0	0	0	0	1	1	-	2	8 1
ASU	0	0	3	2	0	1	0	3	x	-	9	12 1

W: Vaughan (5-1); L: Uhlmansiek (3-1); S: None

HR: None

Time: 3:24 Attendance: 3,099 Record: 31-2

**HIGHLIGHTS:** Senior third baseman Dennis Wyrick continued his hot hitting with three hits and senior relief pitcher Beau Vaughan struck out seven in four innings to lead the Devils to a 9-2 win over Wichita State. ASU scored first with three runs in the third inning, with two runs scoring on a double by junior Mike Guerrero. Jeremy West and Travis Buck also added two-run doubles as the Devils won their 22nd game in the last 23 contests. Sophomore shortstop Dustin Pedroia was 1-for-2 with three runs scored and set a career high with three walks. Wyrick, who extended his hitting streak to a season-high seven games, also set a career high with two stolen bases.

### GAME 34

#### #29 Wichita State 6, #1 SUN DEVILS 3

March 19, 2003 at Packard Stadium

	1	2	3	4	5	6	7	8	9	R	H	E
WSU	4	0	0	0	0	0	2	0	0	-	6	8 0
ASU	0	0	0	1	0	0	0	1	1	-	3	9 1

W: Sanders (3-0); L: Beatty (0-1); S: Dennison (4)

HR: Moffitt (5)

Time: 2:46 Attendance: 2,417 Record: 31-3

**HIGHLIGHTS:** Wichita State scored four runs in the first inning off freshman starter Chris Beatty and cruised to a 6-3 win to hand ASU only its third loss of the year. Third baseman Cody Clark provided all the runs the Shockers would need with a bases loaded triple in the first inning. Beatty took the loss giving up four runs and three hits in his first career start. Relievers Bryce Kartler and Mark Sopko combined for seven shutout innings out of the bullpen. Dustin Pedroia added his 22nd multi-hit game of the year in ASU's last non-conference game before entering Pac-10 play vs. Stanford over the weekend. Travis Buck and Andre Ethier also had two hits in the loss.

### GAME 35

#### #1 SUN DEVILS 7, #6 Stanford 6 (11)

March 22, 2003 at Packard Stadium

	1	2	3	4	5	6	7	8	9	10	11	R	H	E
STAN	0	0	0	0	2	3	0	1	0	0	0	-	6	13 3
ASU	0	0	0	0	0	3	2	1	0	0	1	-	7	11 2

W: Schroyer (4-0); L: Manship (0-2); S: None

HR: None

Time: 4:12 Attendance: 4,019 Record: 32-3

**HIGHLIGHTS:** Dennis Wyrick singled with two outs in the bottom of the 11th inning to give the No. 1 Sun Devils a 7-6 come-from-behind win over the No. 6 Stanford Cardinal. Wyrick finished the game 3-for-6 with three RBI as ASU erased an early 5-0 deficit to improve to 32-3 overall. Travis Buck also had three hits and two RBI and drove home the tying run in the bottom of the eighth when he legged out an infield single. Junior closer Ryan Schroyer worked three scoreless innings giving up just one hit to record his fourth win of the year and maintain his 0.00 ERA in 20.1 innings this year.

### GAME 36

#### #6 Stanford 9, #1 SUN DEVILS 8 (10)

March 23, 2003 at Packard Stadium

	1	2	3	4	5	6	7	8	9	10	R	H	E
STAN	2	3	0	1	0	0	2	0	0	1	-	9	13 1
ASU	0	0	0	1	0	0	0	4	3	0	-	8	14 3

W: O'Hagan (2-1); L: Schroyer (4-1) S: Quick (2)

HR: Ethier (2), Garabrants (5)

Time: 3:31 Attendance: 3,483 Record: 32-4

**HIGHLIGHTS:** Arizona State rallied from an 8-1 deficit after seven innings to tie the game by scoring seven runs in the eighth and ninth innings. After scoring four in the eighth, Andre Ethier hit a three-run home run with two outs in the bottom of the ninth to push the game into extra innings for the second straight day. After Stanford scored a run on a Sam Fuld single in the top of the 10th, ASU loaded the bases with one out and could not push home the tying or winning runs. Dennis Wyrick, Dustin Pedroia, Jeremy West and Ethier each recorded three hits in the loss to fall to 32-4 overall and 1-1 in Pac-10 play.



# Sun Devil Baseball 2003

## Game-by-Game Capsules:

### GAME 37

#### #7 Stanford 4, #2 SUN DEVILS 3

March 24, 2003 at Packard Stadium

	1	2	3	4	5	6	7	8	9	R	H	E
STAN	0	0	1	0	0	0	1	2	0	-	4	13 0
ASU	0	0	0	1	1	0	0	0	0	-	2	5 1

**W:** Romanczuk (6-0); **L:** Sopko (3-2); **S:** None

**HR:** None

**Time:** 2:43 **Attendance:** 3,397 **Record:** 32-5

**HIGHLIGHTS:** Stanford senior catcher Ryan Garko went 4-for-4 including a two-run home run to break a 2-2 tie in the top of the eighth inning. The home run sparked the No. 7 Cardinal to a 4-2 victory over the No. 2 Arizona State Sun Devils. Cardinal freshman starter Mark Romanczuk threw a complete-game five hitter limiting the Sun Devils to a season low in hits. Sam Fuld was also 4-for-5 with a pair of triples to lead Stanford to the 2-1 series win. ASU starter Ben Thurmond had a solid outing in his longest start of the year (6.2 IP) and stuck out five. Limited to only five hits, no player had more than one and Dustin Pedroia tabbed his 23rd double of the year. ASU finished its eight game stretch in 11 days by going 4-4 after starting the year 28-1.

### GAME 38

#### #2 SUN DEVILS 11, USC 4

March 28, 2003 at Dedeaux Field

	1	2	3	4	5	6	7	8	9	R	H	E
ASU	0	2	0	3	2	3	1	0	0	-	11	17 0
USC	0	2	1	0	1	0	0	0	0	-	4	9 1

**W:** Bordes (1-0); **L:** Paschal (2-4); **S:** None

**HR:** None

**Time:** 4:00 **Attendance:** 600 **Record:** 33-5

**HIGHLIGHTS:** Arizona State ended its brief two-game losing streak by pounding out 17 hits en route to a 11-4 series opening win over USC at Dedeaux Field. Despite leaving a season-high 17 runners on base, the Sun Devils easily handled the Trojans to improve to 33-5 overall. Dennis Wyrick ended an 0-for-16 slump against USC by going 3-for-6 and tied a career high with three RBI. Dustin Pedroia, Jeff Larish, Andre Ethier, Frank Mesa, Travis Buck and Tuffy Gosewisch also each recorded two hits in the victory. Starting pitcher Beau Vaughan took the no decision giving up eight hits and four runs in 4.2 innings before freshman lefty Brett Bordes inherited a bases loaded jam and did not give up a run to pick up his first collegiate victory. Sun Devils batters totaled 14 walks in the win.

### GAME 39

#### USC 6, #3 SUN DEVILS 5

March 29, 2003 at Dedeaux Field

	1	2	3	4	5	6	7	8	9	R	H	E
ASU	0	1	0	2	0	0	2	0	0	-	5	10 1
USC	1	0	0	0	1	3	0	0	1	-	6	11 0

**W:** Dizard (3-2); **L:** Schroyer (4-2); **S:** None

**HR:** Moon (3), S. Gordon (1)

**Time:** 3:21 **Attendance:** 890 **Record:** 33-6

**HIGHLIGHTS:** USC second baseman Jon Brewster hit a bases loaded single with two outs and the bases loaded in the bottom of the ninth inning to give USC an upset 6-5 victory over the Sun Devils. ASU left 12 runners on base in the game and stranded the bases loaded in the seventh and eighth innings when the game was tied at 5-5. Junior closer Ryan Schroyer took the loss giving up three hits and one run in two and a third innings of work. Dustin Pedroia and Travis Buck each recorded three hits in the loss.

### GAME 40

#### #3 SUN DEVILS 7, USC 5

March 30, 2003 at Dedeaux Field

	1	2	3	4	5	6	7	8	9	R	H	E
ASU	0	0	0	0	1	2	0	2	2	-	7	14 1
USC	0	0	0	0	1	1	1	1	1	-	5	12 1

**W:** Arguello (1-0); **L:** Butler (0-3); **S:** Schroyer (7)

**HR:** Larish (12), Guerrero (2), Lunetta (5), Bonovich (2)

**Time:** 3:43 **Attendance:** 1,157 **Record:** 34-6

**HIGHLIGHTS:** ASU scored four runs in the last two innings and held off a furious ninth inning rally to defeat the USC Trojans 7-5 to win the Pac-10 series two games to one. Ryan Schroyer picked up his seventh save of the year and Carlos Arguello recorded the win. Schroyer also singled in his first at-bat as a Sun Devil and scored a run in the ninth innings. Jeff Larish and Mike Guerrero hit back-to-back home runs in the sixth inning.

### GAME 41

#### New Mexico 11, #3/7 SUN DEVILS 7

April 2, 2003 at Packard Stadium

	1	2	3	4	5	6	7	8	9	R	H	E
UNM	4	0	1	4	0	0	0	0	2	-	11	12 2
ASU	2	0	1	2	0	0	2	0	0	-	7	8 2

**W:** Soto (3-0); **L:** Vaughan (5-2); **S:** Salas (1)

**HR:** Larish (13), Pedroia (3), Salas (10)

**Time:** 3:08 **Attendance:** 1,919 **Record:** 34-7

**HIGHLIGHTS:** Arizona State gave up four runs in the first inning and couldn't recover as the visiting New Mexico Lobos upset Arizona State 11-7 at Packard Stadium. Designated hitter Joe Salas went 2-for-5 with three RBI and also pitched two scoreless innings to record his first save of the year. Dustin Pedroia and Jeff Larish each hit home runs for Arizona State.

### GAME 42

#### #4 SUN DEVILS 10, Grand Canyon 2

April 7, 2003 at Packard Stadium

	1	2	3	4	5	6	7	8	9	R	H	E
GCU	0	1	0	0	0	0	0	0	1	-	2	5 4
ASU	1	5	0	0	0	0	4	0	x	-	10	16 2

**W:** McClellan (5-0); **L:** Newark (0-3); **S:** None

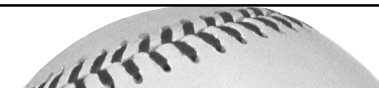
**HR:** Garrabrants (6), Kaats (8)

**Time:** 3:01 **Attendance:** 2,020 **Record:** 35-7

**HIGHLIGHTS:** Sophomore catcher Tuffy Gosewisch led a 16-hit attack by going 3-for-3 with two RBI as the No. 4 Arizona State Sun Devils handed local rival Grand Canyon a 10-2 defeat in non-conference college baseball action Monday night at Packard Stadium. Celebrating the eighth anniversary of ASU's NCAA record consecutive games scoring streak, the Devils wasted little time scoring in their 475th straight game. A season-high eight pitchers combined to limit the Antelopes to only five hits and two runs. Senior starter Robbie McClellan (Liberal, Kan.) picked up the win to improve to 5-0 behind a stellar five-inning, seven-strikeout performance. Dustin Pedroia went 2-for-5 for his 27th multi-hit game of the year and extended his hitting streak to 12 games. Jeff Larish was also 2-for-5 with one RBI.



# Sun Devil Baseball 2003 -- Game by Game Statistics



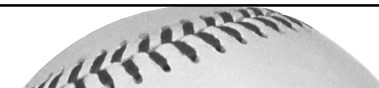
AB-R-H-RBI Breakdown for Arizona State (as of Apr 08, 2003)  
(All games)

Opponent	Date	#10 ALLEN	#19 BOCCHI	#31 BOSCH	#4 BUCK	#16 CADENA	#14 ETHIER	#9 GARRABRA	#39 GOSEWISC	#30 GUERRERO	#27 KARTLER	#11 LARISH	#32 MESA	#2 PEDROIA	#20 WALSH	#8 WEST	#5 WYRICK
UHH	Jan 16	5-1-2-1	3-1-2-3	2-0-0-0	3-1-1-0	0-0-0-0	3-0-1-2	4-0-3-1	.....	1-1-1-1	.....	3-2-1-0	3-1-2-1	5-0-1-0	1-0-0-0	4-2-2-0	2-0-0-0
UHH	Jan 17	4-0-0-1	5-1-4-1	2-0-0-0	3-1-1-2	.....	3-0-0-0	3-1-1-1	.....	.....	.....	5-0-1-1	2-1-0-0	4-2-3-2	.....	5-3-2-1	2-1-1-0
UHH	Jan 17	4-1-2-4	1-0-0-0	.....	4-2-2-1	1-1-0-0	3-2-1-1	.....	2-0-2-1	1-1-1-0	1-0-0-0	4-2-3-4	.....	4-2-1-0	4-1-1-0	2-1-0-0	5-1-1-2
UHH	Jan 18	5-2-2-1	.....	2-1-1-4	2-1-1-1	2-1-1-0	3-1-1-3	4-3-2-2	5-2-2-1	3-1-2-1	1-1-0-0	1-1-1-2	6-1-2-1	2-1-2-1	..Def..	4-1-1-1	2-1-1-0
UHH	Jan 19	.....	.....	4-1-1-2	3-3-2-0	.....	4-2-4-2	2-2-2-2	3-2-2-1	.....	.....	2-2-2-4	.....	4-1-2-2	1-0-0-0	3-2-1-0	3-1-1-2
UHH	Jan 19	3-2-2-5	4-1-1-2	2-1-1-0	2-1-1-1	3-0-2-1	3-2-2-1	0-0-0-1	..Def..	5-3-4-3	1-1-0-0	2-3-1-1	2-1-1-0	2-1-2-1	5-0-0-1	1-2-1-1	1-0-0-0
SDSU	Jan 24	1-1-0-1	2-0-0-0	..Def..	4-1-3-1	.....	3-0-0-0	3-0-1-0	..Def..	1-0-0-1	.....	4-0-1-0	2-0-0-0	5-2-2-3	1-1-1-0	4-0-0-1	1-1-1-0
SDSU	Jan 25	4-0-0-0	.....	..Def..	3-0-0-0	.....	5-0-1-1	3-0-0-0	4-0-0-0	.....	.....	4-1-2-1	.....	4-0-2-1	1-1-1-0	3-1-1-1	2-1-2-0
SDSU	Jan 26	5-1-1-2	1-1-0-0	2-1-0-1	2-2-1-0	1-0-0-0	3-5-1-1	6-3-2-4	1-1-1-1	3-1-1-2	.....	4-3-3-9	0-1-0-1	6-1-2-0	1-1-1-1	4-3-0-0	.....
LBSU	Jan 31	4-2-1-0	2-0-1-0	1-1-1-0	4-0-3-0	.....	4-1-1-0	3-0-0-0	2-0-1-1	3-0-0-0	.....	2-1-0-1	.....	5-0-2-0	3-0-0-0	.....	3-0-2-2
LBSU	Feb 01	3-0-0-1	4-0-2-1	4-0-1-0	4-0-0-0	.....	2-1-1-0	4-0-0-0	.....	.....	.....	3-1-2-1	3-0-0-0	4-1-1-0	.....	1-0-0-0	.....
LBSU	Feb 02	.....	.....	3-1-0-0	4-0-1-0	.....	3-1-1-0	3-0-2-1	4-0-0-0	.....	.....	4-0-1-0	.....	5-0-0-1	1-0-0-0	3-1-0-0	4-1-1-2
BYU	Feb 06	4-0-0-0	.....	4-1-2-0	4-2-1-1	.....	5-0-1-0	3-2-1-2	3-0-0-0	.....	.....	5-1-3-1	0-0-0-1	4-0-2-0	1-0-0-0	0-0-0-0	3-0-0-0
BYU	Feb 07	..Def..	4-1-2-3	5-0-1-1	7-1-3-1	.....	4-2-2-3	1-0-0-0	.....	1-1-1-0	1-0-0-0	3-3-1-1	6-2-4-3	6-2-2-1	0-2-0-0	4-3-2-4	.....
BYU	Feb 08	1-0-0-0	3-1-1-3	2-1-0-1	2-0-0-0	.....	4-1-2-0	2-0-1-0	1-0-0-0	2-1-1-0	.....	3-1-1-1	2-0-1-1	4-0-1-0	0-1-0-0	4-0-1-0	.....
GU	Feb 14	..Def..	.....	4-2-1-1	2-0-1-1	.....	2-1-0-0	5-0-2-1	4-2-2-1	0-0-0-0	.....	4-1-2-2	.....	4-1-1-1	.....	3-1-0-0	4-0-2-1
OKST	Feb 15	3-0-2-2	3-1-1-0	..Def..	4-1-2-1	.....	5-1-2-0	4-1-1-0	.....	.....	.....	2-1-0-1	3-0-0-1	4-1-1-2	.....	3-1-0-0	.....
OSU	Feb 16	4-1-1-3	2-0-0-0	4-0-1-0	.....	.....	4-2-2-1	3-1-1-3	.....	3-0-1-0	.....	2-1-0-1	.....	4-3-3-1	1-0-0-0	2-0-0-0	2-1-1-0
GU	Feb 17	3-3-1-2	1-0-0-0	2-0-0-1	2-2-2-1	.....	4-2-1-1	6-2-2-6	4-1-2-3	0-1-0-0	1-0-0-0	4-1-1-2	3-2-1-0	3-2-1-0	1-0-0-1	1-0-0-0	2-0-0-0
DAYTON	Feb 21	2-1-0-0	3-1-2-1	3-0-0-0	6-1-2-1	.....	5-1-3-1	3-1-1-2	.....	0-0-0-1	1-0-0-0	4-2-0-1	5-1-3-0	3-1-2-1	0-1-0-0	2-0-1-2	1-0-0-0
UND	Feb 22	.....	3-1-0-1	4-1-1-1	4-0-0-0	.....	5-1-1-0	3-2-0-0	..Def..	1-0-0-0	..Def..	3-2-2-4	2-3-1-0	5-1-2-2	0-1-0-1	4-4-3-6	..Def..
UND	Feb 23	.....	.....	5-1-0-0	4-2-1-1	.....	3-2-1-3	5-1-2-0	5-1-1-2	.....	.....	3-2-2-4	3-0-0-0	6-2-4-0	.....	2-2-1-2	2-1-1-0
PSU	Feb 28	3-1-2-0	5-1-3-1	4-1-2-0	2-2-1-0	.....	3-0-1-1	3-1-0-0	..Def..	3-1-1-3	1-0-0-0	3-3-2-6	3-1-1-0	4-1-1-0	1-0-0-0	2-1-2-0	0-0-0-0
PSU	Mar 01	2-0-0-0	.....	3-1-2-2	2-1-1-0	.....	2-1-0-0	2-2-1-2	3-1-2-2	1-0-0-0	1-0-0-0	2-2-0-0	5-1-2-3	3-2-2-0	2-0-0-0	3-1-0-1	1-0-0-0
PSU	Mar 02	..Def..	4-0-2-2	3-0-0-0	5-1-1-0	.....	4-1-1-1	2-1-1-0	..Def..	.....	.....	3-3-2-3	3-2-2-0	5-2-2-2	1-0-1-0	1-1-0-1	.....
CSUN	Mar 06	1-0-1-0	4-0-2-2	2-1-0-1	4-0-0-0	.....	4-0-0-0	3-1-2-1	.....	1-0-1-1	.....	4-3-2-1	2-1-1-0	5-2-4-1	.....	4-1-1-2	3-1-1-0
SUU	Mar 07	5-2-2-2	2-1-0-0	.....	5-3-5-7	.....	4-2-2-1	3-2-3-3	1-1-0-0	1-1-1-0	.....	4-0-1-1	4-3-3-1	4-2-3-2	1-1-0-0	3-0-1-0	1-1-1-1
UTAH	Mar 08	.....	.....	4-0-0-0	3-1-0-0	.....	4-0-0-0	4-2-2-1	4-1-2-2	.....	.....	3-0-1-1	3-0-0-0	3-1-1-0	.....	3-0-1-2	1-1-1-0
CSUN	Mar 09	1-0-0-0	.....	3-2-1-3	3-2-1-0	.....	4-2-1-1	3-0-1-1	2-0-0-0	1-0-0-0	.....	4-1-2-4	1-1-1-0	5-1-2-0	2-0-1-0	2-1-2-2	3-2-3-0
OKLA	Mar 14	3-1-1-2	3-1-1-0	0-0-0-0	4-0-0-0	.....	3-0-1-0	3-0-0-0	..Def..	2-0-1-0	..Def..	3-1-1-0	4-1-2-0	5-0-0-0	1-0-1-1	5-1-3-2	.....
OKLA	Mar 15	5-1-3-2	.....	2-1-0-0	3-1-1-0	.....	..Def..	5-0-2-1	4-1-1-1	6-1-3-2	.....	.....	.....	4-1-2-2	1-1-1-0	1-1-0-0	6-2-2-2
OKLA	Mar 16	2-1-0-1	1-0-0-0	1-1-1-0	2-0-1-1	.....	4-1-2-1	4-1-1-1	2-1-0-0	4-1-1-1	0-0-0-0	.....	..Def..	4-1-2-0	1-0-0-0	3-2-1-1	5-1-1-2
WICHITA	Mar 18	4-0-1-0	1-0-0-0	..Def..	4-0-1-2	.....	4-1-1-1	4-0-1-0	4-1-2-0	3-1-1-2	1-0-0-0	.....	0-1-0-0	2-3-1-0	.....	4-0-1-2	3-2-3-0
WICHITA	Mar 19	2-0-1-0	4-0-0-0	.....	4-1-2-1	.....	3-1-2-0	2-0-0-1	.....	1-0-0-0	.....	3-0-1-0	3-0-0-1	4-0-2-0	1-1-1-0	1-0-0-0	4-0-0-0
STAN	Mar 22	4-1-2-0	1-1-0-0	1-0-0-0	4-1-3-2	.....	4-0-0-1	3-0-0-0	1-0-0-0	.....	.....	4-1-1-0	1-0-0-0	4-2-2-0	2-0-0-0	4-1-0-1	6-0-3-3
STAN	Mar 23	5-1-0-1	1-0-0-0	0-0-0-0	5-0-1-0	.....	4-1-3-3	3-1-1-2	..Def..	1-0-0-0	.....	5-0-0-0	3-0-0-0	6-0-3-1	1-0-0-0	5-3-3-0	4-2-3-1
STAN	Mar 24	3-1-1-0	..Def..	.....	3-0-0-0	.....	4-0-1-1	4-0-1-0	1-0-0-1	4-0-0-0	.....	4-0-0-0	.....	4-0-1-0	1-0-0-0	.....	3-1-1-0
USC	Mar 28	2-0-0-1	.....	6-1-1-0	4-2-2-1	.....	4-1-2-1	.....	4-3-2-0	1-0-1-0	.....	4-1-2-2	5-0-2-1	5-2-2-0	.....	.....	6-1-3-3
USC	Mar 29	..Def..	..Def..	1-0-0-1	3-1-3-1	.....	2-1-0-1	4-1-1-1	5-0-0-0	1-0-0-0	.....	2-0-0-1	..Def..	5-1-3-0	2-1-1-0	4-0-0-0	5-0-2-0
USC	Mar 30	3-0-0-0	3-0-1-0	..Def..	4-0-3-1	.....	4-1-2-1	5-1-3-1	1-0-0-0	3-1-1-1	2-1-1-0	3-2-1-1	.....	4-0-1-1	.....	0-0-0-0	5-0-0-0
UNM	Apr 02	1-1-1-0	0-0-0-0	.....	4-1-1-1	.....	4-0-1-0	1-0-0-0	1-0-0-0	2-1-0-0	.....	4-1-1-2	3-1-1-0	4-1-1-2	3-0-0-0	3-1-2-0	5-0-0-0
GCU	Apr 07	3-1-1-0	..Def..	2-0-0-0	4-1-1-1	.....	2-1-1-1	4-2-2-3	3-2-3-2	1-0-1-0	1-0-0-0	5-2-2-1	1-0-1-0	5-0-2-0	1-0-0-0	3-0-1-1	3-1-1-1





# Sun Devil Baseball 2003 -- Game by Game Statistics




IP-H-R-ER-BB-SO Breakdown for Arizona State (as of Apr 08, 2003)  
(All games)

Opponent	Date	#48 ARGUELLO	#45 AVERILL	#49 BORDES	#31 BOSCH	#27 KARTLER	#22 LEAF	#47 LIEBECK
Hawaii-Hilo	Jan 16	.....	.....	1.2- 0- 0- 0- 2- 2	.....	.....	.....	.....
Hawaii-Hilo	Jan 17	.....	.....	.....	.....	2.0- 3- 2- 2- 2- 0*	.....	.....
Hawaii-Hilo	Jan 17	.....	.....	.....	.....	.....	6.0- 7- 2- 2- 2- 7*	.....
Hawaii-Hilo	Jan 18	.....	7.1- 1- 2- 0- 2- 7*	.....	0.2- 2- 1- 0- 1- 1	.....	.....	.....
Hawaii-Hilo	Jan 19	.....	.....	.....	.....	.....	.....	.....
Hawaii-Hilo	Jan 19	1.0- 3- 4- 4- 2- 0	.....	1.0- 1- 1- 1- 1- 1	.....	2.0- 0- 0- 0- 0- 4*	.....	.....
San Diego State	Jan 24	.....	.....	.....	.....	0.0- 1- 2- 2- 1- 0	.....	.....
San Diego State	Jan 25	.....	.....	.....	.....	.....	5.0- 5- 1- 1- 1- 2*	.....
San Diego State	Jan 26	0.2- 1- 1- 1- 0- 1	4.0- 1- 0- 0- 0- 4*	0.1- 1- 0- 0- 1- 0	.....	0.2- 4- 7- 7- 3- 1	1.0- 0- 0- 0- 0- 2	.....
Long Beach State	Jan 31	1.0- 2- 3- 1- 0- 0	.....	0.1- 2- 1- 1- 0- 0	.....	1.0- 0- 0- 0- 1- 2	.....	.....
Long Beach State	Feb 01	.....	.....	.....	.....	.....	9.0- 3- 0- 0- 1- 2*	.....
Long Beach State	Feb 02	.....	6.2- 6- 2- 0- 1- 1*	.....	.....	.....	.....	.....
BYU	Feb 06	.....	.....	.....	.....	.....	.....	.....
BYU	Feb 07	.....	.....	.....	.....	.....	1.0- 1- 0- 0- 0- 0	4.0- 7- 6- 3- 3- 4*
BYU	Feb 08	.....	2.1- 6- 4- 4- 1- 1*	1.1- 0- 0- 0- 0- 3	.....	.....	.....	.....
Gonzaga	Feb 14	.....	.....	.....	.....	.....	.....	.....
Oklahoma State	Feb 15	.....	.....	2.0- 2- 1- 1- 3- 2	.....	0.1- 0- 0- 0- 0- 0	.....	.....
Oregon State	Feb 16	1.0- 1- 0- 0- 0- 2	.....	.....	.....	0.2- 0- 0- 0- 1- 1	1.0- 1- 0- 0- 0- 1	5.0- 6- 3- 3- 3- 1*
Gonzaga	Feb 17	.....	2.0- 4- 3- 3- 2- 2*	.....	.....	.....	.....	.....
Dayton	Feb 21	.....	2.0- 0- 1- 0- 1- 1	.....	.....	.....	.....	7.0- 5- 0- 0- 2- 6*
Notre Dame	Feb 22	.....	.....	2.1- 1- 0- 0- 2- 3	.....	.....	.....	.....
Notre Dame	Feb 23	.....	.....	.....	.....	.....	.....	.....
Penn State	Feb 28	1.0- 0- 0- 0- 0- 1	5.2- 3- 0- 0- 0- 6	.....	.....	.....	.....	2.1- 3- 0- 0- 1- 1*
Penn State	Mar 01	.....	.....	.....	.....	1.0- 0- 0- 0- 1- 2	.....	.....
Penn State	Mar 02	.....	.....	0.2- 2- 0- 0- 0- 2	.....	.....	.....	.....
CS Northridge	Mar 06	.....	6.0- 7- 2- 2- 1- 5*	.....	.....	.....	.....	.....
Southern Utah	Mar 07	1.0- 0- 0- 0- 0- 2	.....	.....	.....	1.0- 0- 0- 0- 1- 1	.....	.....
Utah	Mar 08	.....	.....	.....	.....	.....	.....	.....
CS Northridge	Mar 09	.....	.....	2.0- 0- 0- 0- 1- 1	.....	0.1- 0- 0- 0- 1- 1	.....	5.0- 5- 2- 2- 1- 4*
Oklahoma	Mar 14	.....	.....	1.0- 1- 0- 0- 1- 1	.....	.....	.....	.....
Oklahoma	Mar 15	1.0- 0- 0- 0- 0- 2	.....	.....	.....	1.1- 1- 1- 1- 0- 3	.....	5.1- 9- 2- 2- 1- 4*
Oklahoma	Mar 16	2.0- 2- 0- 0- 0- 2	5.0- 3- 1- 0- 2- 3*	1.0- 1- 1- 1- 0- 2	.....	.....	.....	.....
Wichita State	Mar 18	0.1- 0- 1- 0- 1- 0	.....	.....	.....	.....	.....	.....
Wichita State	Mar 19	.....	.....	1.0- 1- 2- 2- 1- 0	.....	2.0- 1- 0- 0- 0- 4	.....	.....
Stanford	Mar 22	.....	4.0- 7- 2- 2- 0- 5*	.....	.....	0.1- 0- 0- 0- 0- 0	.....	.....
Stanford	Mar 23	.....	.....	1.0- 0- 0- 0- 0- 0	.....	.....	.....	1.0- 4- 3- 3- 0- 0*
Stanford	Mar 24	1.2- 0- 0- 0- 0- 1	.....	0.1- 1- 0- 0- 1- 0	.....	0.1- 1- 0- 0- 0- 0	.....	.....
USC	Mar 28	2.1- 1- 0- 0- 3- 2	.....	0.1- 0- 0- 0- 0- 0	.....	0.2- 0- 0- 0- 0- 1	.....	.....
USC	Mar 29	.....	6.0- 7- 5- 5- 0- 3*	.....	.....	0.1- 1- 0- 0- 0- 0	.....	.....
USC	Mar 30	1.0- 3- 1- 1- 0- 0	.....	0.1- 2- 1- 1- 1- 0	.....	0.0- 0- 0- 0- 1- 0	.....	.....
New Mexico	Apr 02	.....	.....	0.2- 1- 1- 1- 2- 2	.....	.....	.....	.....
Grand Canyon	Apr 07	0.1- 0- 0- 0- 0- 1	1.0- 0- 0- 0- 0- 1	.....	0.1- 2- 0- 0- 0- 0	0.1- 1- 1- 1- 0- 0	0.2- 0- 0- 0- 0- 0	1.0- 1- 0- 0- 0- 1



# Sun Devil Baseball 2003 -- Game by Game Statistics

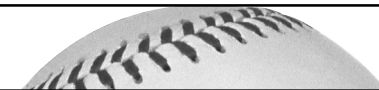


IP-H-R-ER-BB-SO Breakdown for Arizona State (as of Apr 08, 2003)  
(All games)

Opponent	Date	#3 LOPEZ, J	#15 MCCLELLAN	#38 PERRAULT	#12 SCHROYER	#41 SOPKO	#40 THURMOND	#26 VAUGHAN
Hawaii-Hilo	Jan 16	1.0- 2- 0- 0- 0- 2	2.0- 0- 0- 0- 1- 0					1.0- 0- 0- 0- 0- 3
Hawaii-Hilo	Jan 17				2.1- 1- 0- 0- 1- 4			4.2- 3- 3- 3- 1- 9
Hawaii-Hilo	Jan 17	1.0- 0- 0- 0- 0- 0						
Hawaii-Hilo	Jan 18							
Hawaii-Hilo	Jan 19							
Hawaii-Hilo	Jan 19		2.0- 1- 0- 0- 2- 3		1.0- 0- 0- 0- 0- 2	2.0- 1- 0- 0- 1- 2		
San Diego State	Jan 24		3.1- 5- 1- 1- 1- 5		1.0- 1- 0- 0- 0- 2	4.2- 6- 2- 2- 1- 4*		
San Diego State	Jan 25				0.2- 1- 0- 0- 0- 1			3.1- 3- 2- 2- 1- 3
San Diego State	Jan 26	1.1- 2- 1- 1- 0- 2				1.0- 0- 0- 0- 0- 2		
Long Beach State	Jan 31		1.0- 2- 3- 3- 2- 1			3.0- 5- 0- 0- 0- 2*		1.2- 3- 4- 4- 1- 1
Long Beach State	Feb 01							
Long Beach State	Feb 02				1.0- 1- 0- 0- 0- 1			1.1- 0- 0- 0- 0- 0
BYU	Feb 06	1.0- 1- 0- 0- 0- 1	1.0- 1- 2- 2- 3- 2		0.1- 0- 0- 0- 0- 0	4.0- 4- 1- 1- 1- 2*		2.2- 3- 2- 0- 2- 1
BYU	Feb 07		1.0- 1- 0- 0- 2- 2			2.0- 0- 0- 0- 0- 1		1.2- 1- 0- 0- 0- 2
BYU	Feb 08	1.2- 2- 0- 0- 1- 0			2.0- 1- 0- 0- 1- 3			
Gonzaga	Feb 14					7.0- 3- 0- 0- 0- 5	2.0- 5- 4- 2- 0- 1*	5.0- 5- 1- 1- 2- 8*
Oklahoma State	Feb 15	0.2- 1- 1- 1- 1- 0			1.0- 1- 0- 0- 0- 0			
Oregon State	Feb 16	0.1- 0- 0- 0- 0- 0	1.0- 1- 1- 1- 0- 0					
Gonzaga	Feb 17		2.0- 4- 2- 2- 3- 1			3.0- 4- 0- 0- 0- 2		
Dayton	Feb 21							
Notre Dame	Feb 22				1.0- 1- 0- 0- 0- 3			5.2- 4- 3- 1- 4- 6*
Notre Dame	Feb 23	1.0- 2- 2- 2- 0- 0			3.0- 3- 0- 0- 0- 2	0.0- 4- 4- 4- 0- 0	5.0- 4- 1- 1- 0- 4*	
Penn State	Feb 28							
Penn State	Mar 01	1.0- 1- 0- 0- 0- 0	5.0- 6- 1- 1- 2- 5*		1.1- 1- 0- 0- 0- 3	1.0- 0- 0- 0- 0- 2	5.0- 3- 2- 1- 1- 3*	2.0- 5- 5- 5- 1- 0
Penn State	Mar 02							
CS Northridge	Mar 06	2.0- 1- 0- 0- 0- 1	1.0- 0- 0- 0- 0- 3			5.0- 5- 0- 0- 1- 4*		
Southern Utah	Mar 07							
Utah	Mar 08				1.0- 0- 0- 0- 0- 3		3.2- 6- 4- 4- 2- 8*	4.1- 1- 0- 0- 0- 5
CS Northridge	Mar 09	0.2- 2- 0- 0- 0- 0	1.0- 1- 0- 0- 1- 1					
Oklahoma	Mar 14		0.0- 0- 0- 0- 2- 0		0.2- 0- 0- 0- 0- 0	0.2- 1- 1- 1- 0- 0	5.1- 6- 3- 3- 0- 6*	1.1- 1- 2- 0- 1- 3
Oklahoma	Mar 15					1.0- 1- 0- 0- 0- 1		
Oklahoma	Mar 16							1.0- 1- 0- 0- 0- 1
Wichita State	Mar 18		3.0- 3- 0- 0- 3- 4*		1.0- 1- 1- 0- 2- 0	0.2- 1- 0- 0- 0- 2		4.0- 3- 0- 0- 0- 7
Wichita State	Mar 19					5.0- 3- 0- 0- 1- 2		
Stanford	Mar 22				3.0- 1- 0- 0- 0- 2			3.2- 5- 4- 4- 2- 7
Stanford	Mar 23		4.0- 4- 3- 3- 1- 3	1.0- 0- 0- 0- 0- 1	1.0- 2- 1- 1- 0- 0	2.0- 3- 2- 2- 1- 3		
Stanford	Mar 24					0.0- 2- 2- 2- 0- 0	6.2- 9- 2- 2- 0- 5*	
USC	Mar 28			1.0- 0- 0- 0- 1- 2				4.2- 8- 4- 4- 1- 3*
USC	Mar 29				2.1- 3- 1- 1- 2- 0			
USC	Mar 30				1.2- 3- 1- 1- 0- 0		4.2- 3- 1- 1- 3- 0*	
New Mexico	Apr 02		1.1- 1- 1- 1- 1- 0			0.1- 2- 1- 1- 0- 0		3.2- 6- 8- 5- 1- 3*
Grand Canyon	Apr 07		5.0- 1- 1- 1- 0- 7*		0.1- 0- 0- 0- 0- 1			



# Sun Devil Baseball 2003 -- Career/Season Statistics



Player	SEASON														CAREER													
	AVG	GP-GS	AB	R	H	2B	3B	HR	RBI	BB	HBP	SO	SB-ATT	AVG	GP-GS	AB	R	H	2B	3B	HR	RBI	BB	HBP	SO	SB-ATT		
2 Dustin Pedroia...	.427	42-42	178	46	76	24	1	3	30	21	4	10	1-3	.382	100-100	414	97	158	37	3	4	75	45	9	29	6-12		
30 Mike Guerrero....	.407	31-9	59	16	24	11	2	2	19	5	2	9	0-0	.407	31-9	59	16	24	11	2	2	19	5	2	9	0-0		
4 Travis Buck.....	.386	41-40	145	39	56	9	3	2	31	23	5	17	7-9	.386	41-40	145	39	56	9	3	2	31	23	5	17	7-9		
5 Dennis Wyrick....	.379	35-21	103	24	39	5	1	1	22	8	6	14	5-6	.344	165-142	509	108	175	19	3	1	88	55	14	86	16-21		
32 Frank Mesa.....	.378	32-22	82	26	31	5	0	1	15	18	1	9	2-2	.378	32-22	82	26	31	5	0	1	15	18	1	9	2-2		
11 Jeff Larish.....	.374	39-38	131	51	49	10	2	13	65	51	4	27	2-2	.351	73-71	259	82	91	14	5	16	89	80	4	46	2-3		
19 Joel Bocchi.....	.357	30-21	70	13	25	7	0	2	20	9	3	18	1-1	.316	47-29	98	16	31	8	1	2	23	15	4	23	1-1		
9 Steve Garrabrants	.348	40-36	132	34	46	14	2	6	44	16	2	22	16-19	.331	139-120	474	120	157	34	14	8	100	72	12	90	48-66		
14 Andre Ethier.....	.340	42-41	147	42	50	8	1	2	35	34	9	16	4-5	.353	90-89	329	80	116	22	4	6	85	66	12	36	5-9		
39 Tuffy Gosewisch..	.338	33-20	74	20	25	3	0	0	19	7	0	7	0-0	.265	63-32	113	26	30	3	0	0	21	11	0	19	0-0		
8 Jeremy West.....	.309	39-33	110	41	34	4	0	9	34	30	10	21	2-4	.330	144-124	458	130	151	30	8	28	139	80	24	75	4-7		
10 Rod Allen.....	.288	37-27	104	26	30	3	1	4	32	11	4	12	2-4	.320	144-122	493	113	158	32	4	16	135	42	22	68	22-31		
20 Nick Walsh.....	.238	32-5	42	13	10	1	0	0	5	8	4	4	1-1	.244	117-40	197	58	48	6	0	1	29	59	16	25	7-11		
31 Ryan Bosch.....	.207	37-22	87	21	18	2	0	2	19	13	1	25	3-5	.207	37-22	87	21	18	2	0	2	19	13	1	25	3-5		
-----																												
12 Ryan Schroyer....	1.000	1-0	1	1	1	0	0	0	0	0	0	0	0-0	1.000	57-11	1	1	1	0	0	0	0	0	0	0	0-0		
16 Nick Cadena.....	.429	5-0	7	2	3	1	0	0	1	2	0	1	0-0	.253	43-19	99	16	25	3	0	6	29	8	1	24	1-1		
27 Bryce Kartler....	.071	15-2	14	4	1	0	0	0	0	7	0	7	0-0	.222	92-19	36	8	8	3	0	0	9	16	3	13	0-0		
60 Garrett Schoenber	.000	3-0	2	0	0	0	0	0	0	0	0	1	0-0	.167	7-0	6	0	1	0	0	0	0	0	0	2	0-0		
59 Aaron Klusman....	.000	2-0	1	0	0	0	0	0	0	0	1	1	0-0	.000	42-0	1	0	0	0	0	0	0	0	1	1	0-0		
40 Ben Thurmond....	.000	1-0	1	0	0	0	0	0	0	0	0	0	0-0	.000	11-7	1	0	0	0	0	0	0	0	0	0	0-0		
26 Beau Vaughan....	.000	1-0	0	0	0	0	0	0	0	1	0	0	0-0	.000	18-4	0	0	0	0	0	0	0	1	0	0	0-0		
48 Carlos Arguello..	.000	2-0	0	0	0	0	0	0	0	0	0	0	0-0	.000	29-3	0	0	0	0	0	0	0	0	0	0	0-0		
Totals.....	.348	42-42	1490	419	518	107	13	47	391	264	56	221	46-61															
Opponents.....	.256	42-42	1409	170	360	63	11	23	161	131	42	343	34-52															

(All games Sorted by Earned run avg)

Player	ERA	W-L	APP	GS	CG	SHO/CBO	SV	IP	H	R	ER	BB	SO	ERA	W-L	APP	GS	CG	SHO/CBO	SV	IP	H	R	ER	BB	SO
12 Ryan Schroyer....	1.05	4-2	19	0	0	0/0	7	25.2	21	4	3	6	27	3.30	10-5	57	11	0	0/2	15	114.2	99	45	42	63	131
45 Erik Averill.....	2.77	6-0	12	9	0	0/1	0	52.0	45	22	16	10	39	2.77	6-0	12	9	0	0/1	0	52.0	45	22	16	10	39
47 Jered Liebeck....	2.84	6-0	11	10	1	1/1	0	50.2	55	19	16	15	32	4.29	11-4	42	25	1	1/1	1	134.1	158	75	64	44	92
41 Mark Sopko.....	2.95	3-2	16	6	0	0/3	0	39.2	43	13	13	7	33	4.15	5-4	41	6	0	0/3	1	73.2	76	38	34	24	59
40 Ben Thurmond....	3.12	3-0	11	7	0	0/1	0	40.1	41	17	14	7	34	3.12	3-0	11	7	0	0/1	0	40.1	41	17	14	7	34
15 Robbie McClellan.	3.79	5-0	17	3	0	0/1	0	38.0	34	16	16	26	42	4.47	12-6	38	17	2	1/1	1	135.0	128	75	67	77	133
26 Beau Vaughan....	5.05	5-2	17	4	0	0/1	0	51.2	52	38	29	17	62	5.05	5-2	17	4	0	0/1	0	51.2	52	38	29	17	62
38 Josh Perrault....	0.00	0-0	2	0	0	0/0	0	2.0	0	0	0	1	3	5.84	0-0	11	2	0	0/1	0	12.1	20	9	8	4	11
31 Ryan Bosch.....	0.00	0-0	2	0	0	0/0	0	1.0	4	1	0	1	1	0.00	0-0	2	0	0	0/0	0	1.0	4	1	0	1	1
22 Matt Leaf.....	2.70	0-0	6	1	0	0/1	0	6.2	5	2	2	3	4	2.70	0-0	6	1	0	0/1	0	6.2	5	2	2	3	4
3 Javy Lopez.....	3.09	1-0	11	0	0	0/1	0	11.2	14	4	4	2	6	3.09	1-0	11	0	0	0/1	0	11.2	14	4	4	2	6
49 Brett Bordes....	4.15	1-0	17	0	0	0/1	0	17.1	16	8	8	16	19	4.15	1-0	17	0	0	0/1	0	17.1	16	8	8	16	19
48 Carlos Arguello..	4.40	1-0	13	0	0	0/2	0	14.1	13	10	7	6	14	2.63	6-1	27	3	1	0/2	0	54.2	51	20	16	15	44
55 Chris Beatty....	7.11	0-1	8	1	0	0/1	0	6.1	7	5	5	5	8	7.11	0-1	8	1	0	0/1	0	6.1	7	5	5	5	8
27 Bryce Kartler....	8.74	0-0	16	1	0	0/0	0	11.1	10	11	11	9	19	5.98	4-5	66	14	0	0/0	5	129.1	134	102	86	81	135
Totals.....	3.49	35-7	42	42	1	5/4	7	368.2	360	170	143	131	343													
Opponents.....	8.77	7-35	42	42	1	0/0	3	346.0	518	419	337	264	221													



# Sun Devil Baseball 2003

## Position Players 2003 Single Game and Career Highs

### #2 Dustin Pedroia, SS (Woodland, Calif.)

Category	2003 Best	Career Best (last)
At Bats	6 - 4x (STAN; 3/23)	6 - 5x (STAN; 3/23/03)
Runs	3 (OSU; 2/16)	3 - 3x (OSU; 2/16/03)
Hits	4 - 2x (CSUN; 3/6)	4 - 4x (CSUN; 3/6/03)
RBI	2 - 6x (SUU; 2/7)	2 - 19x (SUU; 2/7/03)
BB	3 (WST; 3/18)	Same
SB	1 (UHH; 1/17)	1 - 6x (UHH; 1/17/03)
2B	3 (CSUN; 3/6)	Same
HR	1 - 3x (UNM; 4/2)	1 - 4x (UNM; 4/2)
Hit Streak	15	22 games

### #4 Travis Buck, OF (Richland, Wash.)

Category	2003 Best	Career Best (last)
At Bats	7 (BYU; 2/7)	Same
Runs	3 - 2x (SUU; 2/7)	Same
Hits	5 (SUU; 2/7)	Same
RBI	7 (SUU; 2/7)	Same
BB	2 (SDSU; 1/25)	Same
SB	2 - 2x (SUU; 2/7)	Same
2B	2 (SDSU; 1/24)	None
HR	1 - 2x (SUU; 2/7)	Same
Hit Streak	7 games	Same

### #5 Dennis Wyrick, 3B (Azusa, Calif.)

Category	2003 Best	Career Best (last)
At Bats	6 - 3x (USC; 3/28)	6 - 3x (USC; 3/28/03)
Runs	2 - 2x (OKLA; 3/15)	3 - 2x (LMU; 3/1/02)
Hits	3 - 4x (USC; 3/28)	4 (UCLA; 4/20/00)
RBI	3 (USC; 3/28)	3 - 4x (USC; 3/28/03)
BB	2 - 2x (WST; 3/18)	3 (Cal; 3/25/00)
SB	2 (WSU; 3/18)	Same
2B	1 - 5x (STAN; 3/23)	2 (ARIZ; 3/23/02)
HR	1 (UHH; 1/17)	Same
Hit Streak	7 games	9 games

### #8 Jeremy West, DH/C (Las Vegas, Nev.)

Category	2003 Best	Career Best (last)
At Bats	5 (UHH; 1/17)	6 - 3x (PORT; 5/15/02)
Runs	4 (ND; 2/22)	4 - 4x (ND; 2/22/03)
Hits	3 - 2x (STAN; 3/23)	4 - 3x (PORT; 5/15/02)
RBI	6 (ND; 2/22)	8 (PORT; 5/15/02)
BB	4 (OKLA; 3/15)	Same
SB	1 - 2x (ND; 2/22)	2 (SUU; 2/1/01)
2B	1 - 3x (WST; 3/18)	2 - 2x (PORT; 5/14/02)
HR	2 (ND; 2/22)	2 (ND; 2/22/03)
Hit Streak	3 games	10 games

### #9 Steve Garrabrants, 2B (Phoenix, Ariz.)

Category	2003 Best	Career Best (last)
At Bats	6 - 2x (GU; 2/17)	6 - 5x (GU; 2/17/03)
Runs	3 - 2x (SDSU; 1/26)	4 (USC; 5/19/02)
Hits	3 - 2x (SUU; 2/7)	3 - 9x (SUU; 2/7/03)
RBI	6 (GU; 2/17)	Same
BB	2 (ND; 2/22)	4 (Tennessee; 5/1/01)
SB	2 - 2x (SUU; 2/7)	2 - 8x (SUU; 2/7/03)
2B	2 (UTAH; 3/8)	2 - 4x (UTAH; 3/8/03)
HR	1 - 6x (GCU; 4/7)	1 - 8x (GCU; 4/7/03)
Hit Streak	4 games	11 games

### #10 Rod Allen, OF (Phoenix, Ariz.)

Category	2003 Best	Career Best (last)
At Bats	5 - 6x (STAN; 3/23)	5 - 26x (OKLA; 3/15/03)
Runs	2 - 3x (SUU; 2/7)	4 (NMSU; 4/17/01)
Hits	3 (OKLA; 3/15)	4 (NMSU; 4/17/01)
RBI	5 (UHH; 1/19)	5 - 3x (UHH; 1/19/03)
BB	3 (USC; 3/28)	Same
SB	1	2 - 2X (SJU; 3/9/02)
2B	1 - 3x (PSU; 2/28)	2 (Duke; 2/10/01)
HR	1 - 4x (OU; 3/14)	1 - 16x (OU; 3/14/03)
Hit Streak	5 games	17 games

### #11 Jeff Larish, INF (Tempe, Ariz.)

Category	2003 Best	Career Best (last)
At Bats	5 - 3x (STAN; 3/23)	6 - 4x (USD; 6/1/02)
Runs	3 - 2x (BYU; 2/7)	4 (PORT; 5/15/02)
Hits	3 - 3x (BYU; 2/7)	4 - 2x (UCLA; 4/12/02)
RBI	9 (SDSU; 1/26)	Same
BB	3 - 2x (PSU; 3/1)	3 - 5x (PSU; 3/01/03)
SB	1 - 2x (PSU; 3/1)	1 - 2x (PSU; 3/1/03)
2B	2 - 2x (ND; 2/23)	Same
HR	2 (SDSU; 1/26)	Same
Hit Streak	9 games	10 games

### #14 Andre Ethier, OF (Phoenix, Ariz.)

Category	2003 Best	Career Best (last)
At Bats	5 - 3x (ND; 2/22)	6 (UCLA; 4/14/02)
Runs	5 (SDSU; 1/26)	5 - 2x (SDSU; 1/26/03)
Hits	4 (UHH; 1/19)	4 - 2x (UHH; 1/19/03)
RBI	3 - 4x (STAN; 3/23)	5 - 2x (WSU; 4/7/02)
BB	3 (SDSU; 1/26)	4 (USD; 6/1/02)
SB	1 - 2x	1 - 3x (LBSU; 2/2/03)
2B	1 - 7x (USC; 3/28)	1 - 19x (USC; 3/28/03)
HR	1 - 2x (STAN; 3/23)	2 (WSU; 4/7/02)
Hit Streak	7 games	7 games

### #16 Nick Cadena, OF/1B/C (Glendale, Ariz.)

Category	2003 Best	Career Best (last)
At Bats	3 (UHH; 1/19)	6 (WSU; 4/7/02)
Runs	1 - 2x	3 - 2x (USC; 5/19/02)
Hits	2 (UHH; 1/19)	3 - 3x (OSU; 5/24/02)
RBI	1 - 1x	5 (USC; 5/19/02)
BB	1 - 2x	1 - 6x (UH; 6/2/02)
SB	None	1 (USD; 6/1/02)
2B	1 (UHH; 1/19)	1 - 3x (UHH; 1/19/03)
HR	None	2 - 2x (USC; 5/19/02)
Hit Streak	2 games	4 games

### #19 Joel Bocchi, C (Phoenix, Ariz.)

Category	2003 Best	Career Best (last)
At Bats	5 (UHH; 1/17)	Same
Runs	1 - 10x	1 - 13x (PSU; 2/28/03)
Hits	4 (UHH; 1/17)	Same
RBI	3 - 3x (BYU; 2/8)	Same
BB	1 - 2x	1 - 3x (SDSU; 1/26/03)
SB	1 (UHH; 1/17)	Same
2B	1 - 3x (BYU; 2/7)	1 - 4x (BYU; 2/7/03)
HR	1 - 2x (BYU; 2/8)	Same
Hit Streak	4 games	3 games



# Sun Devil Baseball 2003

## Hitters/Pitchers Single-Game Career and 2003 Highs

### #17 Ryan McKenna, OF (Elgin, Ill.)

Category	2003 Best	Career Best (last)
At Bats	Redshirt Year	6 (Tenn; 5/2/01)
Runs	Redshirt Year	3 (UCLA; 4/14/02)
Hits	Redshirt Year	2 - 7x (STAN; 5/11/02)
RBI	Redshirt Year	3 (WSU; 4/6/02)
BB	Redshirt Year	2 - 2x (Nevada; 5/16/01)
SB	Redshirt Year	1 - 3x (OKST; 3/10/02)
2B	Redshirt Year	1 - 4x (WSU; 4/6)
HR	Redshirt Year	1 (UNLV; 4/1/02)
Hit Streak	Redshirt Year	4 games

### #20 Nick Walsh, 2B/OF (Alamo, Calif.)

Category	2003 Best	Career Best (last)
At Bats	5 (UHH; 1/19)	5 - 6x (UHH; 1/19/03)
Runs	2 (BYU; 2/7)	4 (Tenn; 5/2/01)
Hits	1 - 10x (USC; 3/29)	3 - 3x (UW; 5/14/01)
RBI	1 - 2x (OU; 3/14)	2 - 5x (UW; 5/14/01)
BB	3 (BYU; 2/7)	4 (UCLA; 5/19/01)
SB	1 (BYU; 2/7)	1 - 7x (BYU; 2/7/03)
2B	1 (SDSU; 1/24)	2 (Tenn; 5/2/01)
HR	None	1 (WSU; 4/13/01)
Hit Streak	3 games	3 games

### #27 Bryce Kartler, OF/DH (Phoenix, Ariz.)

Category	2003 Best	Career Best (last)
At Bats	2 (USC; 3/30)	4 (USC; 5/19/02)
Runs	1 - 3x (USC; 3/30)	1 - 5x (USC; 3/30/03)
Hits	1 (USC; 3/30)	2 - 2x (USC; 5/17/02)
RBI	None	2 - 2x (USC; 5/17/02)
BB	2 (UHH; 1/19)	2 - 2x (UHH; 1/19/03)
SB	None	None
2B	None	2 (USC; 5/17/02)
HR	None	None

### #30 Mike Guerrero, 1B/DH (Mesa, Ariz.)

Category	2003 Best	Career Best (last)
At Bats	6 (OKLA; 3/15)	Same
Runs	3 (UHH; 1/19)	Same
Hits	4 (UHH; 1/19)	Same
RBI	3 (UHH; 1/19)	Same
BB	1 - 3x (GU; 2/17)	Same
SB	None	None
2B	3 (OKLA; 3/15)	Same
HR	1 - 2x (USC; 3/30)	Same
Hit Streak	4 games	Same

### #31 Ryan Bosch, OF (Livermore, Calif.)

Category	2003 Best	Career Best (last)
At Bats	6 (USC; 3/28)	Same
Runs	2 - 2x (CSUN; 3/9)	Same
Hits	2 - 3x (PSU; 3/1)	Same
RBI	4 (UHH; 1/18)	Same
BB	2 (OKLA; 3/15)	Same
SB	1 - 3x (ND; 2/22)	Same
2B	1 - 2x (PSU; 2/28)	Same
HR	1 - 2x (PSU; 3/1)	Same
Hit Streak	3 games	Same

### #32 Frank Mesa, UTL (Yuma, Ariz.)

Category	2003 Best	Career Best (last)
At Bats	6 - 2x (BYU; 2/7)	Same
Runs	3 - 2x (SUU; 2/7)	Same
Hits	4 (BYU; 2/7)	Same
RBI	3 - 2x (PSU; 3/1)	Same
BB	3 (GU; 2/17)	Same
SB	1 (SUU; 2/7)	Same
2B	1 - 3x (PSU; 3/1)	Same
HR	1 (BYU; 2/7)	Same
Hit Streak	3 games	Same

### #39 Tuffy Gosewisch, C (Scottsdale, Ariz.)

Category	2003 Best	Career Best (last)
At Bats	5 - 2x (USC; 3/29)	Same
Runs	2 - 2x (GCU; 4/7)	Same
Hits	3 (GCU; 4/7)	Same
RBI	3 (GU; 2/17)	Same
BB	2 (USC; 3/28)	2 - 2x (USC; 3/28/03)
SB	None	None
2B	1 - 3x (OKLA; 3/15)	Same
HR	None	None
Hit Streak	3 games	4 games

### #3 Javy Lopez, RHP (El Paso, Texas)

Category	2003 Best	Career Best (last)
Innings	2.0 (CSUN; 3/6)	Same
Runs Allowed	2 (ND; 2/23)	Same
ER Allowed	2 (ND; 2/23)	Same
K's	2 - 2x (SDSU; 1/26)	Same
BB	None	None
Hits Allowed	2 - 4x (ND; 2/23)	Same
WP	None	None
HBP	1 (PSU; 3/1)	Same

### #12 Ryan Schroyer, RHP (Casa Grande, Ariz.)

Category	2003 Best	Career Best (last)
Innings	3.0 - 2x (STAN; 3/22)	6.2 (SUU; 2/1/02)
Runs Allowed	1 - 4x (USC; 3/30)	6 (USC; 4/6/01)
ER Allowed	1 - 3x (USC; 3/30)	6 (USC; 4/6/01)
K's	4 (UHH; 1/17)	11 (SUU; 2/1/02)
BB	2 (USC; 3/29)	5 (ORU; 4/19/01)
Hits Allowed	3 - 2x (USC; 3/29)	8 (FSU; 2/15/02)
WP	2 (SDSU; 1/24)	Same
HBP	1 (USC; 3/30)	2 (CSF; 2/23/02)

### #15 Robbie McClellan, RHP (Liberal, Kan.)

Category	2003 Best	Career Best (last)
Innings	5.0 - 2x (GCU; 4/7)	9.0 (LMU; 3/2/02)
Runs Allowed	3 - 2x (STAN; 3/23)	6 - 2x (UND; 4/26/02)
ER Allowed	3 - 2x (STAN; 3/23)	6 (OSU; 5/25/02)
K's	7 (GCU; 4/7)	10 (UNLV; 3/8/02)
BB	3 - 2x (WST; 3/18)	8 (LMU; 3/2/02)
Hits Allowed	6 (PSU; 3/1)	9 (WSU; 4/7/02)
WP	1 (LBSU; 1/31)	2 - 3x (UND; 4/26/02)
HBP	1 - 2x (STAN; 3/23)	1 - 8x (STAN; 3/23/03)





# Sun Devil Baseball 2003

## Pitchers Single-Game Career and 2003 Highs

### #22 Matt Leaf, RHP (Peoria, Ariz.)

Category	2003 Best	Career Best (last)
Innings	2.0 (UHH; 1/17)	Same
Runs Allowed	2 (UHH; 1/17)	Same
ER Allowed	2 (UHH; 1/17)	Same
K's	2 (SDSU; 1/26)	Same
BB	2 (UHH; 1/17)	Same
Hits Allowed	3 (UHH; 1/17)	Same
WP	None	None
HBP	None	None

### #26 Beau Vaughan, RHP (Glendale, Ariz.)

Category	2003 Best	Career Best (last)
Innings	5.2 (ND; 2/22)	Same
Runs Allowed	8 (UNM; 4/2)	Same
ER Allowed	5 - 2x (UNM; 4/2)	Same
K's	9 (UHH; 1/17)	Same
BB	4 (ND; 2/22)	Same
Hits Allowed	8 (USC; 3/28)	Same
WP	1 (ND; 2/22)	None
HBP	2 (BYU; 2/8)	Same

### #27 Bryce Kartler, LHP (Phoenix, Ariz.)

Category	2003 Best	Career Best (last)
Innings	2.0 - 2x (WST; 3/19)	6.2 (TENN; 2/10/02)
Runs Allowed	7 (SDSU; 1/26)	8 (ARIZ; 3/24/02)
ER Allowed	7 (SDSU; 1/26)	7 (ARIZ; 3/24/02)
K's	4 - 2x (WST; 3/19)	9 - 2x (TENN; 2/10/02)
BB	3 (SDSU; 1/26)	6 (TENN; 2/10/02)
Hits Allowed	4 (SDSU; 1/26)	10 (OKLA; 3/17/02)
WP	1 (OSU; 2/16)	3 - 2x (ARIZ; 3/24/02)
HBP	1 (UHH; 1/19)	4 (FSU; 2/17/02)

### #38 Josh Perrault, RHP (Mesa, Ariz.)

Category	2003 Best	Career Best (last)
Innings	1.0 - 2x (USC; 3/28)	2.0 - 2x (PORT; 5/15)
Runs Allowed	None	3 (PORT; 5/15)
ER Allowed	None	3 (PORT; 5/15)
K's	2 (USC; 3/28)	3 - 2x (PORT; 5/15)
BB	1 (USC; 3/28)	1 - 2x (PORT; 5/15)
Hits Allowed	None	5 (PORT; 5/15)
WP	None	1 - 2x (PORT; 5/15)
HBP	1 (STAN; 3/23)	1 (FSU; 2/17)

### #40 Ben Thurmond, RHP (Hopkins, S.C.)

Category	2003 Best	Career Best (last)
Innings	6.2 (STAN; 3/24)	11.0 (UNCA; 4/9/00)
Runs Allowed	4 - 2x (UTAH; 3/8)	8 (GT; 3/10/02)
ER Allowed	4 (UTAH; 3/8)	7 (HP; 5/6/01)
K's	8 (UTAH; 3/8)	12 (UNCA; 4/9/00)
BB	3 (USC; 3/30)	5 (HAW; 3/28/00)
Hits Allowed	8 (STAN; 3/24)	14 (HP; 5/6/01)
WP	1 - 2x (STAN; 3/24)	2 - 2x (UT; 3/5/02)
HBP	1 (GU; 2/14)	2 - 2x (FLA; 2/16/02)

### #41 Mark Sopko, RHP (Joliet, Ill.)

Category	2003 Best	Career Best (last)
Innings	7.0 (GU; 2/14)	Same
Runs Allowed	4 (ND; 2/23)	4 - 2x (ND; 2/23/03)
ER Allowed	4 (ND; 2/23)	4 - 2x (ND; 2/23/03)
K's	5 (GU; 2/14)	Same
BB	2 (UHH; 1/16)	3 (OKLA; 3/17/02)
Hits Allowed	6 (SDSU; 1/24)	Same
WP	1 - 6x (STAN; 3/23)	1 - 7x (STAN; 3/23/03)
HBP	3 (UHH; 1/16)	3 (UHH; 1/16/03)

### #45 Erik Averill, LHP (Orange, Calif.)

Category	2003 Best	Career Best (last)
Innings	7.1 (UHH; 1/18)	Same
Runs Allowed	5 (USC; 3/29)	Same
ER Allowed	5 (USC; 3/29)	None
K's	7 (UHH; 1/18)	Same
BB	2 - 2x (GU; 2/17)	Same
Hits Allowed	7 - 2x (STAN; 3/22)	Same
WP	None	None
HBP	4 (USC; 3/29)	Same

### #47 Jered Liebeck, RHP (Glendale, Ariz.)

Category	2003 Best	Career Best (last)
Innings	9.0 (LBSU; 2/1)	Same
Runs Allowed	6 (BYU; 2/7)	6 - 2x (BYU; 2/7/03)
ER Allowed	3 - 3x (STAN; 3/23)	6 (Arizona; 5/21/00)
K's	7 (UHH; 1/17)	8 (USC; 5/17/02)
BB	3 - 2x (OSU; 2/16)	4 (OKLA; 4/24/02)
Hits Allowed	9 (OKLA; 3/15)	Same
WP	1 (SDSU; 1/25)	1 - 6x (SDSU; 1/25/03)
HBP	None	1 - 6x (ARIZ; 3/24/02)

### #48 Carlos Arguello, LHP (Albuquerque, N.M.)

Category	2003 Best	Career Best (last)
Innings	2.1 (USC; 3/28)	9.0 (USD; 6/1/02)
Runs Allowed	4 (UHH; 1/19)	2 - 4x (OSU; 5/26/02)
ER Allowed	4 (UHH; 1/19)	2 - 3x (OSU; 5/26/02)
K's	2 - 4x (OKLA; 3/16)	7 (USD; 6/1/02)
BB	3 (USC; 3/28)	2 - 2x (USD; 6/1/02)
Hits Allowed	3 (UHH; 1/19)	7 (USD; 6/1/02)
WP	None	1 (FSU; 2/16/02)
HBP	1 (LBSU; 1/31)	1 - 3x (LBSU; 1/31/03)

### #49 Brett Bordes, LHP (Mesa, Ariz.)


Category	2003 Best	Career Best (last)
Innings	2.1 (ND; 2/22)	Same
Runs Allowed	2 (WST; 3/19)	Same
ER Allowed	2 (WST; 3/19)	Same
K's	3 (ND; 2/22)	Same
BB	2 - 3x (UNM; 4/2)	Same
Hits Allowed	2 - 2x (OKST; 2/15)	Same
WP	None	None
HBP	None	None

### #55 Chris Beatty, LHP (Kokomo, Ind.)

Category	2003 Best	Career Best (last)
Innings	2.0 (GU; 2/17)	Same
Runs Allowed	4 (WST; 3/19)	Same
ER Allowed	4 (WST; 3/19)	Same
K's	2 - 4x (WST; 3/19)	Same
BB	2 - 2x (WST; 3/19)	Same
Hits Allowed	3 (WST; 3/19)	Same
WP	None	None
HBP	1 (ND; 2/23)	Same



# Sun Devil Baseball 2003



## Last Time it Happened in Sun Devil Baseball...

*(Through 42 Games of 2003)*

### Hitting Categories:

**A SUN DEVIL HIT A GRAND SLAM:** Jeff Larish, February 28, 2003 vs. Penn State (Packard Stadium)  
**HIT A GAME-WINNING HOME RUN:** Rod Alen, Feb. 2, 2002, vs. Oral Roberts (8th inning at Hohokam Park)  
**A SUN DEVIL LED OFF A GAME WITH A HR:** Steve Garrabrants, Feb. 9, 2002 vs. Tennessee (first pitch of game)  
**A SUN DEVIL HIT FOR THE CYCLE:** Travis Buck, March 7, 2003 vs. Southern Utah (19-0 win)  
**THE DEVILS HIT FOR THE CYCLE TO OPEN A GAME:** Feb. 9, 2002 vs. Tennessee in first inning (HR/2B/1B/3B)  
**THE DEVILS HIT BACK-TO-BACK HOME RUNS:** Jeff Larish and Mike Guerrero, March 30, 2003 at USC (6th Inning)  
**A SUN DEVIL HIT TWO HOME RUNS IN ONE GAME:** Jeremy West, Feb. 21, 2003 vs. Notre Dame  
**A SUN DEVIL HIT THREE HOME RUNS IN A GAME:** Jim Austin, March 12, 1991, vs. Grand Canyon  
**A SUN DEVIL HAD 5 HITS IN A GAME:** Travis Buck, March 7, 2003 vs. Southern Utah (19-0 win, hits for cycle)  
**A SUN DEVIL HAD 6 HITS IN A GAME:** Mark Ernster, Feb. 20, 1999, vs. Brigham Young (Packard Stadium)  
**A SUN DEVIL HAD 7 HITS IN A GAME:** Jerry Mantlo, Feb. 6, 1972, vs. Michigan  
**A SUN DEVIL HAD 3 DOUBLES IN A GAME:** Mike Guerrero, Mar. 15, 2003 vs. Oklahoma (10-3 win)  
**A SUN DEVIL HIT 2 TRIPLES IN A GAME:** Mel Stocker, May 13, 2000, vs. Washington (Packard Stadium)  
**A SUN DEVIL HAD 7 RBI IN A GAME:** Travis Buck, March 7, 2003 vs. Southern Utah (19-0 win, hits for cycle)  
**A SUN DEVIL HAD 8 RBI IN A GAME:** Jeremy West, May 15, 2002 vs. Portland (Hohokam Park)  
**A SUN DEVIL HAD 9 RBI IN A GAME:** Jeff Larish, January 26, 2003 vs. San Diego State (2-run 1B, 2-run HR, Grand Slam)  
**A SUN DEVIL STOLE 4 BASES IN A GAME:** Mel Stocker, Feb. 1, 2001, vs. Southern Utah (Packard Stadium)  
**A SUN DEVIL STRAIGHT STEAL OF HOME:** Dustin Pedroia, Feb. 3, 2002 vs. Southern Utah (Hohokam Park, 3rd inning)  
**A SUN DEVIL STRUCK OUT FOUR OR MORE TIMES IN A GAME:** Casey Myers, April 29, 2000, at USC (Deadeaux Field)  
**A SUN DEVIL WALKED FOUR TIMES IN A GAME:** Jeremy West, March 15, 2003 vs. Oklahoma (3 intentional)  
**A SUN DEVIL HITTER STRANDED SIX RUNNERS ON BASE:** Andre Ethier (6), February 17, 2003 vs. Gonzaga  
**A SUN DEVIL RECORDED 13 TOTAL BASES:** Mitch Jones, Feb. 27, 2000, vs. Southern Utah (2 HR, 2 2B, 1B)  
**A SUN DEVIL HAD TWO SAC BUNTS IN A GAME:** Mike Lopez, May 12, 2001 at Washington (11-6 win in 10 innings)  
**A SUN DEVIL SCORED FIVE RUNS IN A GAME:** Andre Ethier, April 7, 2002, at Washington State (Bailey-Brayton Field)  
**THE SUN DEVILS LEFT 13 OR MORE RUNNERS ON BASE:** at USC (17) -- 11-4 win at Dedeaux Field (17 hits, 17 LOB)  
**A SUN DEVIL WAS HIT BY PITCHES TWO OR MORE TIMES:** Dustin Pedroia (2), January 17, 2003 at Hawai'i-Hilo (Game 2)  
**AN OPPONENT HIT TWO HOME RUNS IN ONE GAME:** Chad Diaz (New Mexico State), April 17, 2001 at NMSU

### Pitching Categories:

**A SUN DEVIL PITCHER THREW A NO-HITTER:** Kevin Rawitzer, March 2, 1993, vs. Southern Utah (ASU 7, SUU 0)  
**A SUN DEVIL PITCHER THREW A PERFECT GAME:** Eddie Bane, March 2, 1973, vs. Cal State Northridge (ASU 9, CSUN 0)  
**A SUN DEVIL PITCHER THREW A ONE-HITTER:** Drew Friedberg, Jan. 24, 1999, vs. Hawaii-Hilo (ASU 10, Hilo 0)  
**A SUN DEVIL PITCHER THREW A TWO-HITTER:** Will Waldrip, Jan. 23, 1999, vs. Hawaii-Hilo (ASU 3, Hilo 0)  
**ARIZONA STATE WAS NO-HIT:** Phil Keller (Stanford), March 23, 1970 (Stanford 1, ASU 0)  
**ARIZONA STATE WAS ONE-HIT:** Alan Dunn/Tim Meacham (Alabama), June 10, 1983 (Alabama 6, ASU 0)  
**A SUN DEVIL PITCHER THREW A COMPLETE GAME:** Jered Liebeck, Feb. 1, 2003 (3-0 win at LBSU)  
**A SUN DEVIL PITCHER THREW BACK-TO-BACK COMPLETE GAMES:** Robbie McClellan (3/2, 3/8, 2002)  
**AN OPPOSING PITCHER THREW A COMPLETE GAME:** Eddie Bonine (Washington State), April 5, 2002 (7-4 WSU Win)  
**THE SUN DEVILS SHUT OUT AN OPPONENT (1 OR MORE PITCHERS):** Southern Utah, Mar. 7, 2003 (Sopko/Arguello/Leaf)  
**THE SUN DEVILS WERE SHUT OUT:** USC (Randy Flores), April 7, 1995 (USC 9, ASU 0) -- 475 Games (*NCAA Record*)  
**A SUN DEVIL STRUCK OUT 10 OR MORE BATTERS IN A GAME:** Mike Esposito (11), April 30, 2002 vs. New Mexico State  
**A SUN DEVIL STRUCK OUT 15 OR MORE BATTERS IN A GAME:** Mike Esposito (17), March 29, 2002 vs. UW  
**AN OPPONENT PITCHER STRUCK OUT 10 OR MORE SUN DEVILS:** Rik Currier, USC, (11), April 28, 2000  
**THE SUN DEVIL PITCHING STAFF DID NOT WALK A BATTER:** Notre Dame, Feb. 23, 2003 at Packard Stadium  
**A SUN DEVIL PITCHER RECORDED 10 WINS IN A SEASON:** Andy Torres, 2001-present (10-3)  
**A SUN DEVIL PITCHER HIT THREE BATTERS IN A GAME:** Mark Sopko (3), January 16, 2003 at Hawai'i-Hilo

### Fielding Categories:

**THE SUN DEVILS HAD NO ERRORS IN A GAME:** Mar. 28, 2003 at USC (11-4 win at USC, Dedeaux Field) -- 15 times in '03  
**THE SUN DEVILS COMMITTED FIVE ERRORS IN A GAME:** April 17, 2001 at New Mexico State (19-16 loss)  
**A SUN DEVIL COMMITTED THREE OR MORE ERRORS IN A GAME:** Joel Bocchi, Mar. 29, 2002 vs. Washington (3)  
**A SUN DEVIL HAD 15 OR MORE PUTOUTS IN A GAME:** Jeremy West, Apr. 12, 2002 at UCLA (Jackie Robinson Stadium)  
**A SUN DEVIL HAD 20 OR MORE PUTOUTS IN A GAME:** Jeff Phelps (21), March 6, 1999, vs. Stanford  
**A SUN DEVIL HAD EIGHT OR MORE ASSISTS IN A GAME:** Dennis Wyrick (SS), Feb. 6, 2000, vs. Florida State  
**THE SUN DEVILS TURNED FIVE DOUBLE PLAYS IN A GAME:** May 7, 1999, vs. Washington (Husky Ballpark)

### Scoring and Misc. Categories:

**THE SUN DEVILS RECORDED 20 OR MORE HITS:** 21, Mar. 7, 2003 vs. Southern Utah (19-0 win at Packard Stadium)  
**THE SUN DEVILS SCORED 20 OR MORE RUNS:** 24, January 26, 2003 vs. San Diego State (24-9 win at Packard Stadium)  
**THE SUN DEVILS SCORED 30 OR MORE RUNS:** 32, March 4, 2000, vs. Arizona (Packard Stadium)  
**THE SUN DEVILS SCORED 10 OR MORE RUNS IN AN INNING:** Portland, May 14, 2002 (14-2 win in 7 innings)  
**ASU SWEPT A THREE-GAME PAC-10 SERIES:** Oregon State; May 24-26, 2002 at Hohokam Park (13-7, 9-8, 5-2)  
**ASU WAS SWEPT IN A PAC-10 SERIES:** at UCLA, April 16-18, 1999 (11-10 L, 9-3 L, 8-6 L)  
**ASU WAS SWEPT IN A PAC-10 SERIES AT HOME:** vs. USC, March 27-29, 1997 at Packard Stadium (12-7 L, 15-4 L, 11-7 L)  
**THE SUN DEVILS PLAYED BACK-TO-BACK EXTRA-INNING GAMES:** March 22-23 vs. Stanford at Packard Stadium

